



2013 BETHUNE-COOKMAN FOOTBALL GAME NOTES

Bethune-Cookman Athletic Communications • 640 Dr. Mary McLeod Bethune Blvd. • Daytona Beach, FL 32114
BCUathletics.com • Facebook: Facebook.com/BCUathletics • Twitter: @BCUGridIron | @BCUathletics
Home to Five MEAC Championships (1984, 1988, 2002, 2010, 2012)

GAME INFORMATION

Date / Time: Sat., Nov. 2, 2013 / Noon ET
Site: Durham, N.C. / O'Kelly-Riddick Stadium (10,000)
National TV: ESPNNews
Play-by-Play: John Sadak; **Analyst:** Jay Walker;
Sideline: N/A
Local Radio: WELE 1380 AM / WSIR 1490 AM
Play-by-Play: Joe LaBarbera; **Analyst:** Larry Wesley;
Sideline: Terrance Gatling
Satellite Radio: None
Live Stats: NCCUEaglePride.com
Twitter Updates: @BCUGridIron / @BCUathletics
Series: Bethune-Cookman leads, 3-1
Durham: Bethune-Cookman leads, 2-0
Daytona Beach: Series is tied, 1-1
Neutral Site: No meetings
First Meeting: 1994 — L, 5-24
Last Meeting: 2012 — W, 42-17
Streak: Bethune-Cookman, 3 wins

BETHUNE-COOKMAN 7-1, 4-0 MEAC

2013: 7-1, 4-0 MEAC
Ranking: 14 — Sports Network, 13 — Coaches
Last Game: Oct. 26, 2013 (Daytona Beach, Fla.)
defeated South Carolina State, 14-3
Head Coach: Brian Jenkins (Cincinnati, 1993)
Career: 34-9 (4th season)
at B-CU: 34-9 (4th season)
vs. NCCU: 3-0
Twitter: @BCUGridIron / @BCUathletics

N.C. CENTRAL 4-4, 2-2 MEAC

2013: 4-4, 2-2 MEAC
Ranking: NR — Sports Network, NR — Coaches
Last Game: Oct. 26, 2013 (Savannah, Ga.)
defeated Savannah State, 24-10
Interim Head Coach: Dwayne Foster (Delaware State, 1993)
Career: 4-4 (1st season)
at NCCU: 4-4 (1st season)
vs. B-CU: 0-0
Twitter: @NCCUathletics

B-CU COMMUNICATIONS

Bryan J. Harvey (Primary Contact) *Asst. AD for Communications*
O: 386-481-2206 C: 757-268-4561 E: harveyb@cookman.edu
Michael Stambaugh (Secondary Contact) *Associate Comm. Director*
O: 386-481-2278 C: 785-979-5721 E: stambaughm@cookman.edu
Dan Ryan *Asst. Comm. Director/Historian*
O: 386-481-2240 C: 801-376-6883 E: ryand@cookman.edu

MILESTONE WATCH

1 - Receptions in a game needed by SR WR **Eddie Poole** to break James Adderly's consecutive game school record.

2 - Rushing touchdowns needed by SR RB **Isidore Jackson** to tie Pa'Tell Troutman at third place all-time for career rushing TDs.

129 - Rushing yards needed by Jackson to become the school's all-time leading rusher.



THE GRIND (Episode 1)

Episode 1 of the original series *The Grind* gives college fans exclusive access to the Bethune-Cookman University athletics program with student-athletes and coaches like never before.

GAME 9

DURHAM, N.C. (O'KELLY-RIDDICK STADIUM)



13/12 **BETHUNE-COOKMAN WILDCATS** (7-1, 4-0)
Head Coach: Brian Jenkins (Cincinnati, 1993)
Career Record: 34-9 (4th season), **Record at B-CU:** 34-9 (4th season), **Record vs. NCCU:** 3-0















at

NR/NR **NORTH CAROLINA CENTRAL EAGLES** (4-4, 2-2)
Interim Head Coach: Dwayne Foster (Delaware State, 1993)
Career Record: 4-4 (1st season), **Record at NCCU:** 4-4 (1st season), **Record vs. B-CU:** 0-0

STORY LINES

- The Bethune-Cookman defense has allowed just two opponents (Florida State, Tennessee State) to top the 100-yard mark rushing against them all season.
- Bethune-Cookman holds a 3-1 advantage in the series against North Carolina Central, including a 2-0 mark on the road in Durham, N.C.
- The Wildcats have averaged 33 points per contest against N.C. Central since the Eagles joined the Mid-Eastern Athletic Conference.
- JR LB **Tavarus Dantzler** was named this week's College Football Performance Award (CFPA) Linebacker of the Week out of the Mid-Eastern Athletic Conference. Against S.C. State, Dantzler registered nine tackles (two for loss) and forced a fumble.
- This weekend marks the third time in the last four years that Bethune-Cookman has traveled to O'Kelly-Riddick Stadium.
- After a 14-3 defeat of South Carolina State last weekend, Bethune-Cookman is atop the MEAC standings at 4-0, with a one-game lead over S.C. State and Hampton, respectively. The Wildcats need to win three of their last four games to capture at least a share of their second consecutive MEAC title.
- With four consecutive wins, Bethune-Cookman shares the seventh-longest active winning streak in the FCS. In fact, the Wildcats have the third-longest regular season winning streak against FCS opponents (12) dating back to last season against Tennessee State.
- SR RB **Isidore Jackson** needs just two rushing touchdowns to move into a tie for third place all-time at B-CU for career rushing scores, looking to match Pa'Tell Troutman (1998-2000) with 31.
- SR WR **Eddie Poole** needs a single catch in the game against N.C. Central to break the school's all-time record for consecutive games with a reception. He currently has a catch in 43 consecutive games, stretching his entire career at B-CU.
- Sitting ranked No. 13 (*The Sports Network*) and No. 12 (*FCS Coaches*), this is the highest ranking for B-CU in the both polls during the same week since Week 13 of the 2010 campaign. That week, B-CU was ranked 10th (*The Sports Network*) and 11th (*FCS Coaches*), respectively.
- The Wildcats are 34-9 (.791) overall this decade, including a 25-3 (.893) in MEAC play.

2013 SCHEDULE / RESULTS

	Sept. 1	at Tennessee State	ESPN3	W, 12-9
		Nashville, Tenn. / LP Field (68,798) / LeBrandon Richardson: 10 tackles, 1.0 sack, 1 forced fumble		
	Sept. 7	VIRGINIA UNION (<i>Church & Community Day</i>)	CATEYE	W, 66-7
		Daytona Beach, Fla. / Municipal Stadium (9,601) / Jontavious Carter: 2 receptions, 38 yards, 2 TDs		
	Sept. 14	at FIU		W, 34-13
		Miami, Fla. / FIU Stadium (20,000) / Anthony Jordan: 21 rushes, career-high 150 yards, 1 TD		
	Sept. 21	at 8/8 Florida State	ESPN3	L, 6-54
		Tallahassee, Fla. / Doak Campbell Stadium (82,300) / Eddie Poole: 3 receptions, season-high 46 yards		
	Oct. 5	at Delaware State*		W, 21-7
		Dover, Del. / Alumni Stadium (7,193) / Cary White: 9 rushes, 65 yards / Thomas Finnie: 7 tackles		
	Oct. 12	at Howard*		W, 27-6
		Washington, D.C. / Greene Stadium (7,086) / Isidore Jackson: 13 rushes, 65 yards, 1 TD		
	Oct. 19	SAVANNAH STATE* (<i>Biker Classic</i>)	CATEYE	W, 48-21
		Daytona Beach, Fla. / Municipal Stadium (9,601) / Cary White: 7 rushes, 3 TDs / Isidore Jackson: 12 rushes, 2 TDs		
	Oct. 26	SOUTH CAROLINA STATE* (<i>Homecoming</i>)	CATEYE	W, 14-3
		Daytona Beach, Fla. / Municipal Stadium (9,601) / Quentin Williams: 12-of-16, 220 yards, 2 TDs (1 rush / 1 pass)		
	Nov. 2	at North Carolina Central*	ESPNNews	Noon
		Durham, N.C. / O'Kelly-Riddick Stadium (10,000) / Bethune-Cookman leads, 3-1 (3-0 under Jenkins)		
	Nov. 9	NORFOLK STATE* (<i>Band Day</i>)	CATEYE	4 p.m.
		Daytona Beach, Fla. / Municipal Stadium (9,601) / Bethune-Cookman leads, 16-7 (3-0 under Jenkins)		
	Nov. 16	HAMPTON* (<i>Senior Day</i>)	CATEYE	4 p.m.
		Daytona Beach, Fla. / Municipal Stadium (9,601) / Series tied, 9-9 (3-0 under Jenkins)		
	Nov. 23	vs. Florida A&M* (<i>Florida Blue Florida Classic</i>)	ESPN CLASSIC	2 p.m.
		Orlando, Fla. / Citrus Bowl (65,437) / Florida A&M leads, 48-17-1 (2-1 under Jenkins)		

#5THINGS

1. If Bethune-Cookman can win on the road, then the Wildcats will need to win just two of their final three games to secure their second consecutive MEAC title.
2. Aside from the FSU game, the B-CU defense is allowing just 8.8 points and 221.5 yards on the road this year.
3. Bethune-Cookman already has 20 sacks through seven games, while amassing a total of 22 all last season.
4. Bethune-Cookman leads the Mid-Eastern Athletic Conference in six categories, including scoring defense, total defense and turnover margin.
5. The Wildcats defense has forced a turnover in 27 of the last 28 games.

#HOLDTHEBALL

- In the Brian Jenkins era, Bethune-Cookman has scored 30+ points on 20 separate occasions.
- In those 20 games, the B-CU offense has controlled the ball an average of 30 minutes and 41 seconds
- Only seven times has B-CU controlled the ball less than its opponent in those 20 contests...
 B-CU 66, Virginia Union 7 (-16:22)
 B-CU 48, Savannah State 21 (-6:10)
 B-CU 38, Hampton 26 (-1:36)
 B-CU 59, Savannah State 3 (-7:52)
 B-CU 70, Prairie View A&M 10 (-3:32)
 B-CU 42, Savannah State 7 (-4:30)
 B-CU 35, Howard 20 (-10:56)

30:41

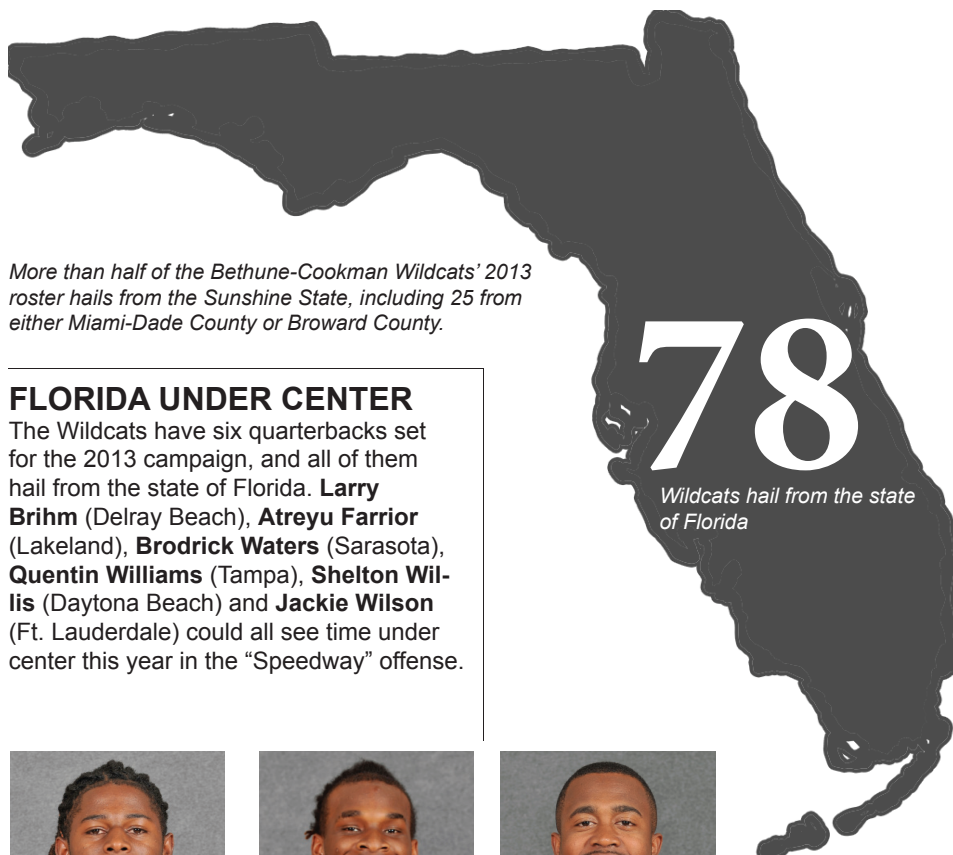
APPLYING PRESSURE

The Bethune-Cookman Wildcats have tallied 21 sacks by 10 different players. Bethune-Cookman ranks second in the MEAC and 23d nationally with 2.63 sacks per game. Last season, the Wildcats recorded 22 sacks by 11 different players in 12 games.

2013



HOMEGROWN TALENT




More than half of the Bethune-Cookman Wildcats' 2013 roster hails from the Sunshine State, including 25 from either Miami-Dade County or Broward County.

FLORIDA UNDER CENTER

The Wildcats have six quarterbacks set for the 2013 campaign, and all of them hail from the state of Florida. **Larry Brihm** (Delray Beach), **Atreyu Farrior** (Lakeland), **Brodrick Waters** (Sarasota), **Quentin Williams** (Tampa), **Shelton Willis** (Daytona Beach) and **Jackie Wilson** (Ft. Lauderdale) could all see time under center this year in the "Speedway" offense.



Larry Brihm



Atreyu Farrior



Brodrick Waters



Quentin Williams



Shelton Willis



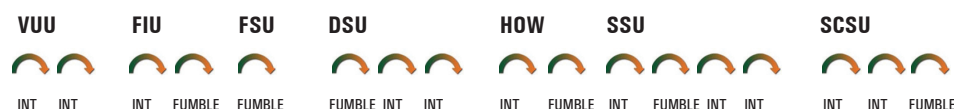
Jackie Wilson

#PROCATS

Bethune-Cookman has two active #ProCats in the National Football League on roster sports for the 2013 season as well as another on a practice squad roster. Rashean Mathis (Detroit Lions) and Eric Weems (Chicago Bears) are both starting for their respective teams, while Ryan Davis (Jacksonville Jaguars) awaits to be activated from the practice squad.

ALL ABOUT THE TAKEAWAYS

Bethune-Cookman has registered a turnover in 26 of the last 27 games, with the lone exception being the Tennessee State game to open the 2013 campaign.





A WIN OVER NORTH CAROLINA CENTRAL WOULD...

- Push Bethune-Cookman's MEAC winning streak to 18 games.
- Give B-CU its fourth consecutive win over the Eagles.
- Improve **Brian Jenkins'** MEAC record to 26-3.
- Improve **Brian Jenkins'** Bethune-Cookman record to 35-9 overall.
- Raise the Wildcats' MEAC road winning streak to nine games.
- Push Bethune-Cookman's FCS regular season winning streak to 13 games.

#IKECANFIXIT

- Senior running back Isidore Jackson is heading up the walls of the B-CU record books at a fast pace. He needs just 129 yards to put himself atop the all-time list for career rushing yards in B-CU history. Additionally, he needs just two touchdowns to match Pa'Tell Troutman (1998-2000) at third place all-time for career rushing scores in school history.



A TALE OF TWO HALVES

- The Bethune-Cookman defense has allowed just 20 second half points against FCS opponents this year.
- In second half play dating back to Hampton in 2011 (a stretch of 421 total minutes of second half action), the Cats are outscoring opponents at a 205-76 clip. That includes 21 points given up at ACC opponent Florida State this season.

#WRECKTANGLE BACKFIELD

- The Wildcats' secondary appears to be a rectangle (or WRECKTANGLE) for opposing offenses as one of the best defensive backfields in the nation through the halfway point of the year. The four defensive backfield mates of **Nick Addison, Tim Burke, Thomas Finnie and Dion Hanks** is causing havoc for opposing defenses under the guise of defensive coordinator **Charles "Yogi" Jones**.

CAREER DAY FOR POOLE

- Senior receiver **Eddie Poole** continued his four-year dominance of the South Carolina State defense last weekend, hauling in a season-high five catches for a career-high 130 yards and a touchdown. That included a season-long 47-yard reception from quarterback **Quentin Williams**.

UP, UP AND AWAY

- Junior quarterback **Quentin Williams** left no doubt as to his passing ability against South Carolina State, connecting on a season-best 12-of-16 attempts, including a career-high 220 yards and a touchdown.
- Late in the game, Williams connected with senior **Eddie Poole** for his second-longest completion of the year on the strength of a 47-yard completion that extended the B-CU clock and drive deep into Bulldogs territory.

PLAYMAKING DEFENSE

- The Bethune-Cookman speedway offense may generate the most buzz among college football fans and media, but the B-CU defense has made more game-changing plays than any other defensive unit in the Mid-Eastern Athletic Conference (MEAC) since the start of 2012. The Wildcats lead the league with 54 takeaways over the course of the last 20 games.

2013 BETHUNE-COOKMAN RANKINGS			
Category	Avg.	NCAA	MEAC
Total Defense	263.4	2	1
Scoring Defense	15.0	3	1
Rushing Defense	98.1	6	3
Pass Eff. Defense	104.77	7	3
Pass Defense	165.3	10	4
Turnover Margin	0.9	12	1
Tackles for Loss	7.4	17	3
Rushing Offense	218.0	23	1
Sacks	2.63	23	2
Punt Returns	10.00	35	4
Pass Efficiency	137.36	40	1
Scoring Offense	28.5	51	2
Total Offense	371.8	69	1
Sacks Allowed	2.75	96	7
Kickoff Returns	18.86	101	8
Passing Offense	153.8	106	7
Net Punting	27.56	122	11

RUNNING FOUR-EVER

- Not only do the Wildcats have three quality quarterbacks, but they have FOUR running backs in this year's backfield. The quartet of **Drexler Dixon, Isidore Jackson, Anthony Jordan and Cary White** may be inserted at any time during the game — each possibly getting the ball at any time.
- Against Savannah State, the Cats had three total running backs (**Cary White, Michael D.**

TRENDS UNDER BRIAN JENKINS

Current Streak	Won 4
Current Home Streak.....	Won 3
Current Road Streak.....	Won 2
Last Win.....	14-3 vs. S.C. State (10/26/13)
Last Road Win.....	27-6 at Howard (10/12/13)
Last Loss	6-54 at #8 Florida State (9/21/13)
Last Road Loss....	6-54 at #8 Florida State (9/21/13)

	2013	All Yrs
Overall	7-1	34-9
Home	3-0	17-4
Away	4-1	13-4
Neutral	-	4-1
Grass	1-1	3-5
Turf	6-0	31-4
vs. Top 5	-	-
vs. Top 10	0-1	0-1
vs. Top 25	-	-
vs. FBS	1-1	1-3
Playoff Games	-	0-2

Leading After 1st Qtr	6-0	25-2
Tied After 1st Qtr	-	4-4
Trailing After 1st Qtr	1-1	5-3

Leading at Half	5-0	26-2
Tied at Half	2-0	6-5
Trailing at Half	0-1	2-2

Leading After 3rd Qtr	6-0	31-1
Tied After 3rd Qtr	-	1-7
Trailing After 3rd Qtr	1-1	2-1

Overtime Games	-	-
----------------	---	---

When Scoring First	6-0	27-2
When Opp Scores First	1-1	7-7

Largest Halftime Lead	35	35
Largest Halftime Deficit	33	33

Scoring 20+ Points	5-0	30-2
Scoring 30+ Points	3-0	20-0
Scoring 40+ Points	2-0	14-0
Scoring 50+ Points	1-0	7-0
Allowing 20 or Less	6-0	26-0
Allowing 30 or Less	7-0	33-4
Decided by 3 or Less	1-0	2-0
Decided by 10 or Less	-	6-2

Rush <200 Yds	2-1	9-6
Rush for >200 Yds	5-0	25-3
Rush for >300 Yds	1-0	9-0
Pass for >200 Yds	2-0	10-3
Pass for >300 Yds	-	1-1
Total >400 Yds	4-0	19-3

Opp. Rush <100 Yds	6-0	23-8
Opp. Pass <200 Yds	5-0	11-4
Opp. Total <300 Yds	6-0	17-7

Turnover Margin Positive	5-0	27-1
Turnover Margin Even	0-1	3-5
Turnover Margin Negative	2-0	4-3

Lead in Time of Possession	4-1	24-4
Trail in Time of Possession	3-0	10-5

WEEKLY MEDIA PLANNER: N.C. CENTRAL GAME

28 MON	29 TUE	30 WED	31 THU	1 FRI	2 SAT	3 SUN
No Practice Requested players available to media before team study hall	Practice (5:15 p.m.) Wildcat Practice Fields MEAC Teleconference 10 a.m. Requested players available to media after practice	Practice (5:15 p.m.) Wildcat Practice Fields Requested players available to media after practice Weekly Press Conference SAAC Conference Room 1-1:30 p.m. (Jenkins)	Practice (5:15 p.m.) Municipal Stadium NO AVAILABILITY (Jenkins) Requested players available to media after practice	NO AVAILABILITY DEPART FOR NORTH CAROLINA CENTRAL	B-CU vs. N.C. Central Noon O'Kelly-Riddick Stadium Postgame Press Conference <i>B-CU locker room is closed</i> Brian Jenkins, 20 minutes after conclusion of game; players immediately after	NO AVAILABILITY

Sports Network Poll

1.	North Dakota State (159)	8-0	1
2.	Eastern Illinois	7-1	2
3.	Eastern Washington	6-2	3
4.	McNeese State	7-1	4
5.	Montana State	6-2	5
6.	Coastal Carolina	8-0	6
7.	Towson	8-1	8
8.	Sam Houston State	6-2	7
9.	Fordham	8-0	8
10.	Maine	7-1	11
11.	Youngstown State	7-1	13
12.	Montana	6-2	10
13.	Bethune-Cookman	7-1	14
14.	Northern Arizona	6-2	16
15.	Samford	6-2	22
16.	New Hampshire	4-3	20
17.	Wofford	5-3	12
18.	Central Arkansas	5-3	23
19.	South Dakota State	5-4	25
20.	Villanova	4-4	18
21.	Delaware	6-2	NR
22.	Lehigh	6-2	16
23.	Tennessee State	7-2	21
24.	Charleston Southern	8-1	NR
25.	Southeastern Louisiana	6-2	NR

FCS Coaches Poll

1.	North Dakota State (26)	8-0	1
2.	Eastern Illinois	7-1	2
3.	Coastal Carolina	8-0	3
4.	Eastern Washington	6-2	4
5.	Montana State	6-2	5
6.	Towson	8-1	6
7.	McNeese State	7-1	7
8.	Fordham	8-0	8
9.	Sam Houston State	6-2	9
10.	Youngstown State	7-1	12
11.	Maine	7-1	14
12.	Bethune-Cookman	7-1	13
13.	Montana	6-2	10
14.	Northern Arizona	6-2	19
15.	Central Arkansas	5-3	20
16.	Wofford	5-3	11
17.	New Hampshire	4-3	22
18.	Charleston Southern	8-1	24
19.	Samford	6-2	NR
20.	South Dakota State	5-4	25
21.	Lehigh	6-2	15
22.	Villanova	4-4	17
23.	James Madison	5-3	16
24.	Tennessee State	7-2	21
25.	Southeastern Louisiana	6-2	NR

Jones and Dre'Sean Nelson) average 6.9 yards per carry, as well as each amassing 35 or more yards.

THREE-HEADED MONSTER

- Every week on the MEAC Coaches Teleconference, **Brian Jenkins** is asked about who will start at quarterback. The answer has, and always will be, that the Wildcats have a "three-headed monster" behind center in the form of three capable signal callers. B-CU has SR **Brodrick Waters**, JR **Quentin Williams** and SR **Jackie Wilson** all with unique skills, and Jenkins has each of them ready to go at any given moment to take over the reigns of the offense in a contest.

JENKINS AT MUNICIPAL

- Head coach **Brian Jenkins** made his sideline debut at Municipal Stadium Sept. 4, 2010 (W, 70-10 vs. Edward Waters) after spending the prior season calling plays from the booth high above as Rutgers' wide receivers coach. Since Jenkins' arrival in 2010, the Wildcats are 17-4 at Municipal Stadium, averaging 41.9 points per game at home. Of the four losses at Municipal Stadium under Jenkins, two were post-season contests in the FCS Playoffs (2010 — vs. New Hampshire; 2012 — vs. Coastal Carolina).

ROAD WARRIORS

- Bethune-Cookman has won eight straight MEAC games on the road, which leads the league. The Wildcats' last MEAC road loss occurred on Oct. 8, 2011, at North Carolina A&T (22-3) — the only conference setback in Brian Jenkins' three-year head coaching career.

ANCHORING DOWN IN THE POLLS

- Following a win over South Carolina State, Bethune-Cookman jumped a single position in both *The Sports Network* and FCS Coaches poll. This week, B-CU is No. 13 in *The Sports Network* poll (the highest the Cats have been all season), while ranked No. 12 in the FCS Coaches poll. This marks the 13th consecutive week B-CU has been ranked in either the *Sports Network* or FCS Coaches poll.

ATOP THE RANKINGS

- The Bethune-Cookman offense and defense have been firing on all cylinders this season. The Wildcats currently rank atop the league in scoring defense, total defense and turnover margin. Additionally, the Cats are ranked second nationally in total defense, while sitting third in scoring defense.

HEALTHY JORDAN PAYING DIVIDENDS

- After his first injury-plagues season a year ago which kept him off the field, junior RB **Anthony Jordan** is seeking a healthy and happy year in 2013.
- Jordan leads the Wildcats rushing attack with 392 yards and five touchdowns.
- On the season, Jordan is averaging a total of 5.2 yards per carry, as well as 65.3 yards per game.
- Anthony Jordan ranks second in the league in rushing (65.3 yards per game).

NO THANKS, THE GROUND IS FINE

- The Bethune-Cookman offense is about as balanced as it can be, and there's no better way to show that under head coach **Brian Jenkins**





B-CU RECORD BOOK

RUSHING YARDS

CAREER

Rk.	Name, Years	Yards
1.	Allen Suber, 2000-03.....	2,897
2.	Pa'Tell Troutman, 1998-2000.....	2,839
3.	Isidore Jackson, 2010-present.....	2,796
4.	Randy Walker, 1971-73.....	2,429
5.	Wayne Allen, 1972-74.....	2,119
6.	Jimmie Russell, 2004-07.....	2,305
7.	Kevin Finnie, 1986-88.....	2,103
8.	Jay Rogers, 1999-2003.....	1,992
9.	Steve Wallace, 1994-97.....	1,801
10.	Ricky Cliatt, 1976-79.....	1,708

RUSHING TOUCHDOWNS

CAREER

Rk.	Name, Years	TDs
1.	Allen Suber, 2000-03.....	39
2.	Clyde Sanders, 1953-54.....	36
3.	Pa'Tell Troutman, 1998-2000.....	31
4.	Jimmie Russell, 2004-07.....	29
5.	Isidore Jackson, 2010-present.....	29
6.	Eric Weems, 2003-06.....	23
7.	Randy Walker, 1971-73.....	22
8.	Jay Rogers, 1999-2003.....	18
9.	Wayne Allen, 1972-74.....	17
10.	Kelvin Daniels, 1991-93.....	14

RECEPTIONS

CAREER

Rk.	Name, Years	Rec.
1.	James Adderly, 1994-98.....	219
2.	Eric Weems, 2003-06.....	178
3.	Morris Nobles, 1992-95.....	143
4.	Erik Lash, 1999-2002.....	133
5.	Eddie Poole, 2010-present.....	128
6.	Jeff Parker, 1990-91.....	125
7.	Stevie Thomas, 1987-89.....	125
8.	Sebastian Brown, 1982-85.....	120
9.	Leon Gonzalez, 1981-84.....	117
10.	Arthur Simmons, 1982-85.....	112

RECEIVING TOUCHDOWNS

CAREER

Rk.	Name, Years	TDs
1.	James Adderly, 1994-98.....	30
2.	Leon Gonzalez, 1981-84.....	21
3.	Jack "Cy" McClaire, 1949-52.....	21
4.	Eric Weems, 2003-06.....	19
5.	Bernard Coleman, 1973-75.....	18
6.	Eddie Poole, 2010-present.....	18
7.	Erik Lash, 1999-2002.....	16
8.	Sebastian Brown, 1982-85.....	16
9.	Morris Nobles, 1992-95.....	15
10.	Jeff Parker, 1990-91.....	12
	Remi Watson, 1983-86.....	12

RECEIVING YARDS

CAREER

Rk.	Name, Years	TDs
1.	James Adderly, 1994-98.....	3,557
2.	Eric Weems, 2003-06.....	2,533
3.	Erik Lash, 1999-2002.....	2,242
4.	Leon Gonzalez, 1981-84.....	2,151
5.	Morris Nobles, 1992-95.....	2,147
6.	Stevie Thomas, 1987-89.....	2,096
7.	Sebastian Brown, 1982-85.....	1,847
8.	Eddie Poole, 2010-present.....	1,845
9.	Jeff Parker, 1990-91.....	1,765
10.	Greg Taylor, 1984-87.....	1,469

than with the fact B-CU hasn't passed for 300 yards in a game since Nov. 20, 2010 vs. Florida A&M.

- None of the current Wildcat quarterbacks have accumulated a 300-yard game passing in their Maroon and Gold careers, but all are capable of producing big numbers on the ground.
- In the Jenkins' era, only twice have the Cats passed for 300-yards or more (vs. Delaware State - Oct. 9, 2010; vs. FAMU - Nov. 20, 2010).

STAY BEHIND THE LINE

- Through the first eight games of the year, Bethune-Cookman has brought tremendous defensive pressure on that side of the ball. The Wildcats have picked up 21 sacks already this season by 10 different players. That combines with 59 tackles for loss by a total of 17 different players.

I DON'T MEAN TO PRY, BUT...

- Offensive coordinator **Jim Pry** has several ties around the nation, not to mention with Vanderbilt. His son, Brent Pry, serves as Vanderbilt's Assistant Head Coach and Co-Defensive Coordinator. In addition, Franklin coached current Vandy head coach James Franklin while he was at East Stroudsburg in Pennsylvania.

HEAD COACH BRIAN JENKINS

- In three short seasons, **Brian Jenkins** has threatened to redefine the 90-year history of football at Bethune-Cookman University. It started in 2010 in his first year as the Wildcats' head coach, coming from Rutgers as an assistant coach. Throughout the duration has been an emergence of a program among the nation's elite behind the architect of one of the most prolific offenses in the entire Football Championship Subdivision. No other coach in school history has guided the football team to two Mid-Eastern Athletic Conference (MEAC) titles in his first three years. While Oliver "Buddy" Pough of South Carolina State has more league titles than that Ft. Lauderdale, Fla. native, only S.C. State's Bill Davis succeeded in doing so as a first-year coach. In the process of accumulating a 34-9 ledger in his fourth year at the helm, the two-time conference coach of the year sandwiched a pair of FCS Playoff appearances around yet another winning season in 2011. Accentuating the success was last year's 21-16 Florida Blue Florida Classic win over rival Florida A&M, marking the first time B-CU collected consecutive wins against the Rattlers since 2003-04. In addition to accumulating a mark of 25-3 in league play, his .791 overall winning percentage is the highest in school history and his .893 percentage in conference play is the best by any fourth-year head coach in league annals.

#FIELDS of DREAMS

- Senior linebacker **Jarkevis Fields** continues to apply pressure on opposing offenses with lightning speed and brute force. The Sanford, Fla. native leads the Wildcats in tackles (61), while being sitting second on the team in interceptions with two, as well as forcing a fumble. Fields was selected as the 2013 MEAC Preseason Defensive Player of the Year.

JORDAN BURSTS THROUGH

- Junior RB **Anthony Jordan** not only set a career-high with 150 yards on the ground against FIU, but he also became the first B-CU running back to top 100 yards rushing since Isidore Jackson (111 yards) last year at Morgan State.



CHANGING THE STYLE

- **Brian Jenkins** had previously adopted the dri-fit vest as his game day attire, but now he is changing the style for the 2013 season. The head man is now wearing a long-sleeve dri-fit Bethune-Cookman shirt with the football logo sprawled across it.

THE CARTER II

- Redshirt freshman **Jontavious Carter** arrived to Bethune-Cookman over the summer from the University of Miami. He did not see playing time at UMiami, but certainly made the most of his time in practice. His first two collegiate receptions as a Wildcat went for touchdowns against Virginia Union last weekend. It was the first two touchdown performance since **Eddie Poole** (vs. Hampton, 2011).

RETURN MEN

- The 2013 Bethune-Cookman Wildcats return 50 letterwinners, including 13 players who were starters last season – six on offense and seven on defense. B-CU also welcomes back long snapper **Andrew Ferris**, after losing place kicker **Sven Hurd** and punter **Kory Kowalski**.

4-2 DEFENSE

- With the Bethune-Cookman offense compiling an average of 29.4 points per game a season ago, the Wildcats' defense took the opportunity by going deep on the depth chart in a number of games — especially the Savannah State contest, to get reserves ample snaps. The result was 42 different players registering at least one tackle on the year.

LIGHTNING STRIKES

- Of Bethune-Cookman's 29 drives resulting in touchdowns this season, 14 have lasted less than three minutes, while 11 of those have lasted two minutes or less.

DIVINE NINE

- For the first time since October 1, 2010 (at Miami), nine (9) different receivers caught passes against Virginia Union earlier this season. In that game back in 2011, 10 different Wildcats caught at least one pass against the Hurricanes.

RECORD BREAKERS

- The Wildcats' current roster features two players who have etched their names on a prestigious rushing list. SR RB **Isidore Jackson** is chasing several school records, including rushing yards and touchdowns. SR WR **Eddie Poole** chases the all-time receiving yards and receptions mark.

NON-CONFERENCE SUCCESS

- Since 2010, Bethune-Cookman is 8-4 in regular season, out-of-conference contests, earning notable victories against the likes of Florida International University (FBS member in 2013), Alabama State and Prairie View A&M in the MEAC/SWAC Challenge (2011, 2012). Three of the four losses have come against FBS opponents Miami (Fla.) and Florida State out of the Atlantic Coast Conference. Thus, the lone non-conference loss for the Cats since 2010 came last season to Tennessee State in Daytona Beach, Fla. on the heels of a 21-14 setback.

BIG RUSHING ATTACK

- In 2012, Bethune-Cookman averaged 244 rushing yards per game, giving the Wildcats an average of 251.3 on the ground the last two seasons. That's the most in consecutive years since 2002-03.
- Both of B-CU's regular rotation running backs of **Isidore Jackson** (5.6) and **Rodney Scott** (4.5) averaged 4.5 yards or better per carry last season.

FOUR-PUNCH COMBO

- Bethune-Cookman produced 39 touchdowns last season – running back Isidore Jackson (12), wide receiver Eddie Poole (5), quarterback Brodrick Waters (5) and fellow QB Quentin Williams (3) combined for 64 percent of them.

SCHEDULE

- As usual, B-CU's 2013 schedule is challenging. Not only do the Wildcats face a pair of FCS opponents in FIU and Florida State, but another key non-conference match-up includes the season-opening visit to OVC foe Tennessee State. The TSU Tigers finished just outside the Top 25 polls a season ago, and were on the verge of claiming the first OVC crown in more than a decade. The contest against the Tigers will be played as part of the John Merritt Classic in the 63,000-seat L.P. Field — home of the TSU Tigers and Tennessee Titans of the National Football League. B-CU plays five home games at Municipal Stadium in 2013. The Cats welcome Virginia Union out of the CIAA, as well as MEAC contests against Savannah State, Norfolk State, South Carolina State (Homecoming) and Hampton. In fact, Bethune-Cookman will open the year with five of its first six games away from Daytona Beach, including a four-game stretch at FIU, FSU, Delaware State and Howard stretching into mid-October. As always, the regular season slate concludes with the annual Florida Blue Florida Classic against rival Florida A&M at the Citrus Bowl in Orlando, Fla. B-CU's Homecoming game against S.C. State is one of the most anticipated Homecoming tickets in nearly a decade, and is expected to sell out in the coming weeks.

#30SOMETHING

- This season, Bethune-Cookman has scored 30 or more points in three of the seven games played this year.
- In each of its 9 wins a season ago, Bethune-Cookman has scored at least 20 points, including 5 wins when scoring 30+ points – all but one of those games coming in MEAC play.
- The Wildcats have won 22 straight games when scoring 30+ points and are 26-1 in their last 27 games.
- Bethune-Cookman's last loss when scoring 30+ in a game? Nov. 22, 2008 – a 58-35 loss against Florida A&M in

MEDIA INFORMATION

COVERING THE WILDCATS

Interview requests for players and coaches after practice must be submitted by Noon the previous day. Member members wishing to write feature stories should submit feature story requests to **Bryan J. Harvey** (harveyb@cookman.edu) by 3 p.m. Sunday.

Harvey and the Bethune-Cookman Communications Staff will make every effort to schedule a separate time to accommodate those requests. Because of time constraints and academic/meeting obligations, media members may only request two (2) student-athletes and/or assistant coaches for post-practice interviews.

MEAC TELECONFERENCE

Bethune-Cookman head coach **Brian Jenkins** and the league's other 11 coaches will be featured on a weekly teleconference each Tuesday during the 2013 football season from 10 a.m. to 11:43 a.m., beginning Aug. 27, and concluding Dec. 3.

Each coach will have 10 minutes to make an opening statement and answer questions. There will be an audio file available of each teleconference on the Conference's official website (MEACsports.com) each Wednesday afternoon as well as a written transcript of the call.

Jenkins' schedule time is 10:23 a.m. to 10:33 a.m. ET each Tuesday. Media representatives wishing to participate in the teleconference should contact the MEAC Media Relations Office.

SCHEDULE OF COACHES:

10 a.m.	MEAC Notes
10:03 a.m.	Donald Hill-Eley (Morgan State)
10:13 a.m.	Earl Holmes (Florida A&M)
10:23 a.m.	Brian Jenkins (Bethune-Cookman)
10:33 a.m.	Kermit Blount (Delaware State)
10:43 a.m.	Rayford Petty (Howard)
10:53 a.m.	Pete Adrian (Norfolk State)
11:03 a.m.	Donovan Rose (Hampton)
11:13 a.m.	Earnest Wilson (Savannah State)
11:23 a.m.	Buddy Pough (South Carolina State)
11:33 a.m.	Rod Broadway (North Carolina A&T)
11:43 a.m.	Dwayne Foster (North Carolina Central)

B-CU MEDIA EMAIL LIST

Releases Available via Email

Media members interested in receiving Bethune-Cookman football releases via email should send requests to **Bryan J. Harvey** (harveyb@cookman.edu) and **Michael Stambaugh** (stambaughm@cookman.edu).

Game Day Media Policies

Only working media will be admitted to the Municipal Stadium press box. Seats will be issued according to the following criteria:

1. State newspapers by circulation, wire services, national publications, newspapers from opponent's area and student newspapers from B-CU and opposing schools.
2. Other daily newspapers, with preference to those that regularly cover B-CU.
3. Radio and TV personnel not broadcasting, but considering reporting.
4. Non-daily newspapers, with preference to those which regularly cover Bethune-Cookman Football.
5. Professional football scouts.
6. Freelance and/or non-daily writers may be asked to produce copies of actual publications in which their work has appeared. In some cases, these materials will be required as verification of the writers' status.



Orlando, Fla.

TAKE YOUR PICK

- The Bethune-Cookman defense has registered an interception in 23 of the last 26 games. The Cats had the longest streak in the nation at 17 games prior to last season's *Florida Blue Florida Classic* against FAMU when they failed to collect an INT.
- The Wildcats defense has registered interception returns for touchdown in two of the seven games this year.

RETURN TO SENDER

- Senior DB **Tim Burke** recorded his third career interception against FIU, returning it 92 yards for the fourth-longest INT return in school history, and marking his first career interception return for touchdown.
- With interceptions by DE **Erik Williams** and DB **Nick Addison** each going for touchdowns against Virginia Union, the Bethune-Cookman defense accomplished something it hadn't done in more than 15 years...collected two INT returns for touchdowns in the same game.

LESS THAN A CENTURY

- Against Delaware State, the Wildcats defense limited Delaware State to a season-low 10 yards rushing. That was the lowest performance allowed by B-CU since 34 yards against North Carolina A&T in 2009.
- On the year, only Florida State (266) and Tennessee State (116) have topped the 100-yard mark on the ground against Bethune-Cookman.

EXPLOSION PLAYS

- In 2012, Bethune-Cookman accumulated 47 "explosion plays" of 25 yards or more from scrimmage. Of that number, the Wildcats return 11 players in 2013 who accounted for 35 of those "big plays," including seven by SR RB **Isidore Jackson** and four from SR WR **Eddie Poole**. A staple of Bethune-Cookman's "Speedway" offensive attack, the Wildcats have averaged 2.6 "explosion plays" per game since the Miami game last season.

58 - Jordan rush at FIU*

50 - Poole rec. at Delaware State

47 - Jackson rush vs. Virginia Union

47 - Poole rec. vs. South Carolina State

44 - Poole rec. vs. Virginia Union

43 - White rush at FIU

38 - Poole rec. vs. South Carolina State

36 - Cleckley rec. vs. Howard

34 - Gordon rec. vs. Savannah State

33 - Jackson rec. vs. South Carolina State

33 - Cleckley rec. at Tennessee State

31 - Q. Williams rush at Delaware State*

30 - Poole rec. at Delaware State

30 - Carter rec. vs. Howard

29 - Cleckley rec. vs. Savannah State

27 - Michael D. Jones rush vs. Savannah State

* - indicates touchdown

2013 BETHUNE-COOKMAN UNIFORM SYSTEM

- The Wildcats are taking the field this year wearing the MEAC's mandatory Russell apparel, but the combinations — including the helmets, will not be decided until game time each week by the players. The combinations last year had fans begging for more, and the combinations this year are sure to be just as exciting. Here's a breakdown of this combinations game-by-game:

WK	Helmet	Jersey	Pants
1	White	White	Maroon
2	Black	Maroon	Maroon
3	White	White	White
4	Black	White	Black
5	Gold/Maroon	Gray	Gray
6	White	Gold	White
7	Black	Maroon	Black
8	Black	Black	Black

POOLE KEEPS STREAKING

- Senior receiver **Eddie Poole** caught a pass in the first quarter against South Carolina State, continuing his consecutive games with a catch streak at 43 games, which stretches his entire career with the Wildcats after



2013 MEAC Standings

	Conf.		Overall		Stk
	W	L	W	L	
Bethune-Cookman	4	0	7	1	W4
S.C. State	3	1	5	3	L1
Hampton	3	1	3	5	W3
Delaware State	3	2	3	5	L1
N.C. Central	2	2	4	4	W1
Morgan State	2	2	2	6	L1
Norfolk State	2	2	2	6	L3
N.C. A&T	2	3	4	3	W1
Howard	2	3	3	5	W2
Florida A&M	1	3	2	6	L2
Savannah State	0	5	1	8	L6

Week 9 Schedule

Saturday, Nov. 2

Bethune-Cookman at N.C. Central, Noon (ESPNNews)

Hampton at Morgan State, 1 p.m.

Virginia Lynchburg at North Carolina A&T, 1 p.m.

Florida A&M at Norfolk State, 2 p.m.

South Carolina State at Savannah State, 2 p.m.

Howard at Delaware State, 4 p.m.

All times Eastern Standard

2013 MEAC Preseason Poll

1. Bethune-Cookman (16) 145
2. South Carolina State (2) 365
3. North Carolina A&T 302
4. North Carolina Central 260
5. Florida A&M 250
6. Howard 227
7. Norfolk State (1) 22
8. Delaware State 201
9. Hampton (1) 196
10. Morgan State 113
11. Savannah State (1) 52



QUICK FACTS

UNIVERSITY INFORMATION

Location	Daytona Beach, Fla.
Enrollment	3,578
Founded	1904
Nickname	Wildcats
Colors	Maroon (PMS 209) and Gold (PMS 130)
President	Dr. Edison O. Jackson
Director of Athletics	Lynn W. Thompson
Conference	Mid-Eastern Athletic (MEAC)
Stadium / Capacity	Municipal Stadium / 9,601
Press Box Phone	386-671-8968/8973
Ticket Office Phone	386-481-2465

COACHING STAFF

Head Coach	Brian Jenkins
Record at B-CU	30-9 (4th season)
Career Record	30-9 (4th season)
Asst. HC / Special Teams / Safeties	Terry Sims
Assoc. HC / Def. Coord. / LBs	Charles "Yogi" Jones
Offensive Coord. / QBs	Jim Pry
Cornerbacks	Terry Williams
Defensive Line / Recruiting Coord. (JuCo)	Earl Lane
Offensive Line	John Powers
Tight Ends / Recruiting Coord. (HS)	Lawal McCray
Wide Receivers / Camp Coord.	D.J. McCarthy
Running Backs	Autry L. Denson, Jr.
Asst. Defensive Coach	Keith Little
Graduate Assistant / Offense	Ryan Kobbe
Graduate Assistant / Defense	Sharrick Moore

SUPPORT STAFF

Chief of Staff	Jeff Fagan
Head Strength Coach	Medgar Harrison
Asst. Strength Coach	Adrian Briones
Massage & Recovery	John Schmitz
Media & Video Coordinator	Darian McCaskill
Administrative Assistant to Head Coach	Jocelyn Riley
Head Football Athletic Trainer	Emily Nibelink
Equipment Manager	Michael Humphrey
Operations Staff	Rose Amazan
	Joe Black
	Dominique Rodman
	Briana Jenkins

COMMUNICATIONS (FOOTBALL)

Asst. AD for Communications	Bryan J. Harvey
Cell	757-268-4561
E-mail	harveyb@cookman.edu
Twitter	@SoBeeHarv
Associate Director	Michael Stambaugh
Cell	785-979-5721
E-mail	stambaughm@cookman.edu
Twitter	@BCUathletics
Assistant Director	Dan Ryan
Cell	801-376-6883
E-mail	ryand@cookman.edu
Twitter	@DaytonaDan
Website	www.BCUathletics.com
Football Twitter	@BCUGridIron
Mailing Address	640 Dr. Mary McLeod Bethune Blvd. Office of Athletic Communications Daytona Beach, FL 32114

transferring from Rutgers. He needs just one catch against North Carolina Central this weekend to break James Adderly's (1995-98) all-time consecutive streak record.

2013 PLAYERS OF THE WEEK

Jarkevis Fields, Sr., LB

Week 1

MEAC Player of the Week (defense)

Anthony Jordan, Jr., RB

Week 2

MEAC Player of the Week (offense)

Alex Monroe, Sr., OL

Week 1

MEAC Player of the Week (offensive line)

JACKSON, RICHARDSON ON CFPA PERFORMER OF THE YEAR WATCH LIST

- Senior running back **Isidore Jackson** and junior defensive lineman **LeBrandon Richardson** are among the names listed on the 2013 CFPA National Performer of the Year Watch List.
- Jackson and Richardson are two of seven FCS players from HBCUs on the 2013 National Performer of the Year Watch List by College Football Performance Award. The two players join Isaiah Crowell (Alabama State), Robert Simpson (Mississippi Valley State), Lynden Trail (Norfolk State), Qua Cox (Jackson State) and Steven Godbolt III (Tennessee State) are the other HBCU representatives on this year's list.

WILDCATS CONTINUE HIGH APR MARKS

- Bethune-Cookman University finished in the top five of the MEAC in 10 of the 17 sponsored sports, and led the MEAC with the highest APR mark in football, men's cross country, softball and women's golf.
- The school also enjoyed second place rankings in men's basketball, baseball, men's indoor track & field, and men's outdoor track & field. Men's golf and men's tennis each finished fifth in the multi-year rankings.
- Four B-CU teams collected APR scores of .976 or better, including women's golf with a perfect 100 percent academic progress rate (APR).
- Football finished with a .935, allowing them to finish in the top half of the league for that particular sport.

BETHUNE-COOKMAN'S 2013 APR PERCENTAGES	
SPORT	SCORE
Women's Golf	1.000
Men's Cross Country	.990
Softball	.982
Men's Tennis	.976
Baseball	.966
Women's Tennis	.964
Bowling	.962
Volleyball	.956
Men's Outdoor Track & Field	.954
Men's Indoor Track & Field	.953
Men's Basketball	.947
Football	.935
Men's Golf	.924
Women's Cross Country	.923
Women's Indoor Track & Field	.922
Women's Basketball	.922
Women's Outdoor Track & Field	.920

FIND US SOCIALLY

- For all the latest information on Bethune-Cookman Wildcats Football, follow @BCUathletics or @BCUGridIron on Twitter.

BETHUNE-COOKMAN DEPTH CHART

GAME 9 vs. North Carolina Central
as of Oct. 29, 2013

SS	FS
36 Marquis DRAYTON 6-1 • 200 • Jr. Ft. Lauderdale, Fla.	7 Nick ADDISON 6-2 • 180 • Jr. Tampa, Fla.
10 Jameson WRIGHT 6-1 • 190 • Jr. Ft. Pierce, Fla.	13 Theodore HOWARD 5-11 • 175 • Sr. Ft. Meade, Fla.

SAM	MIKE	WILL
41 Nesley MARCELLON 6-1 • 225 • Sr. Ft. Lauderdale, Fla.	1 Jarkevis FIELDS 6-0 • 230 • Sr. Sanford, Fla.	42 Ralph WILLIAMS 6-1 • 240 • Jr. Miami, Fla.
51 Arlen McCRAY-NIBBS 6-0 • 250 • Jr. Atlanta, Ga.	9 Tavarus DANTZLER 6-3 • 225 • Jr. Homestead, Fla.	16 Donald SMITH 6-0 • 218 • Jr. Tampa, Fla.

CB	DE	DT	DT	DE	CB
21 Tim BURKE 5-10 • 175 • Sr. Ft. Lauderdale, Fla.	50 LeBrandon RICHARDSON 6-2 • 255 • Jr. Miami, Fla.	91 Tevin TONEY 6-2 • 265 • Sr. Sebring, Fla.	56 Rony BARROW 6-2 • 250 • Jr. Brooklyn, N.Y.	49 Dyron DYE 6-5 • 258 • Grad. Sanford, Fla.	8 Thomas FINNIE 5-10 • 185 • Jr. Miami, Fla.
22 Joshua RICHARDSON 5-10 • 185 • Jr. Moss Point, Miss.	59 Brandin HUDSON 6-1 • 276 • Jr. Miramar, Fla.	44 Branden BRYANT 6-1 • 295 • Jr. Atlanta, Ga.	99 Dwayne MONTGEMERY 6-5 • 253 • Jr. Ft. Lauderdale, Fla.	43 Erik WILLIAMS 6-3 • 250 • Sr. Ft. Lauderdale, Fla.	29 Dion HANKS 5-10 • 190 • Jr. Miami, Fla.

TE	LT	LG	C	RG	RT
83 Jordan MURPHY 6-2 • 245 • Sr. Ayer, Mass.	57 Trevin HUFF 6-4 • 270 • Soph. Tallahassee, Fla.	53 Rashard BROWN 6-3 • 305 • Jr. Kissimmee, Fla.	62 Andrew EDOUARD 6-2 • 295 • Jr. Philadelphia, Pa.	77 Dariusz BLADEK 6-5 • 310 • Soph. Kissimmee, Fla.	65 Anthony KIBLER 6-4 • 338 • Jr. Belle Glade, Fla.
6 Justin HENDERSON 6-2 • 240 • Jr. North Little Rock, Ark.	68 Alex MONROE 6-5 • 305 • Sr. Jacksonville, Fla.	66 Dazzie MORRIS 6-2 • 260 • Fr. Apopka, Fla.	54 Brian DORSEY 6-4 • 300 • Jr. Jacksonville, Fla.	74 Michael J. JONES 6-7 • 310 • Soph. Fayetteville, N.C.	70 Josue JOSEPH 6-4 • 289 • R-Soph. Orlando, Fla.

WR
3 Eddie POOLE 6-4 • 195 • Sr. Bell Glade, Fla.
18 Isaac VIRGIN 6-4 • 235 • Sr. Ft. Pierce, Fla.

QB
14 Quentin WILLIAMS 6-0 • 190 • Jr. Tampa, Fla.
OR
5 Jackie WILSON 6-0 • 210 • Sr. Ft. Lauderdale, Fla.
OR
11 Brodrick WATERS 5-11 • 195 • Sr. Sarasota, Fla.

WR
12 Preston CLECKLEY 5-8 • 170 • Sr. Delray Beach, Fla.
17 Jhomo GORDON 6-0 • 195 • Jr. Palm Bay, Fla.

WR
15 Jontavious CARTER 6-2 • 203 • Soph. Cordele, Ga.
88 Patrick HARRIS 5-11 • 175 • Sr. Port St. Lucie, Fla.

SPECIAL TEAMS					
PK/KO -	47 Jonathan CAGLE	6-3	175	Soph.	Pensacola, Fla.
P -	47 Jonathan CAGLE	6-3	175	Soph.	Pensacola, Fla.
LS -	58 Andrew FERRIS	6-2	240	Sr.	Daytona Beach, Fla.
	66 Dazzie MORRIS	6-2	260	Fr.	Apopka, Fla.
HO -	11 Brodrick WATERS	5-11	195	Sr.	Sarasota, Fla.
	12 Preston CLECKLEY	5-8	170	Sr.	Delray Beach, Fla.
PR -	20 Jocelyn BORGELLA	5-8	180	Soph.	Miami, Fla.
	12 Preston CLECKLEY	5-8	170	Sr.	Delray Beach, Fla.
KR -	84 Darian BAKER	5-10	174	Fr.	Jacksonville, Fla.
	19 Michael D. Jones	6-0	185	Fr.	Sarasota, Fla.
	15 Jontavious CARTER	6-2	203	Soph.	Cordele, Ga.

RB
26 Cary WHITE 5-10 • 210 • Jr. Tampa, Fla.
28 Drexler DIXON 5-10 • 180 • Soph. Orlando, Fla.

RB
2 Isidore JACKSON 5-10 • 205 • Sr. Mossy Head, Fla.
4 Anthony JORDAN 6-0 • 220 • Jr. Atlanta, Ga.

START CHART

OFFENSE

Player	'10	'11	'12	'13	Streak	Career
Bladek	-	-	-	8	8	8
R. Brown	-	-	8	7	6	15
Carter	-	-	-	3	3	3
Cleckley	1	6	7	7	1	21
Dorsey	-	-	-	2	-	2
Edouard	-	-	-	7	7	7
Gordon	-	-	1	6	4	7
P. Harris	-	-	4	-	-	4
Henderson	-	-	-	1	-	1
Huff	-	-	-	3	3	3
Jackson	-	8	10	3	3	21
Jordan	-	-	-	5	-	5
Kibler	-	-	-	8	8	8
Monroe	-	10	12	5	-	27
Murphy	1	10	6	2	-	19
Poole	8	11	11	7	1	37
Pryor	-	-	-	1	-	1
Virgin	-	-	-	4	-	4
Waters	-	-	1	1	-	2
White	-	-	-	2	-	2
Q. Williams	-	-	7	4	2	11
Wilson	1	5	3	3	-	12

DEFENSE

Player	'10	'11	'12	'13	Streak	Career
Addison	-	-	12	8	20	20
Barrow	-	-	-	6	3	6
Borgella	-	-	1	-	-	1
Bryant	-	-	2	-	-	2
Burke	-	2	11	8	8	21
Dantzler	-	-	4	3	3	7
Drayton	-	-	-	6	4	6
Dye	-	-	-	3	-	3
Fields	2	11	10	7	3	30
Finnie	-	-	-	4	-	4
Hanks	-	9	10	3	1	22
Knight	-	-	2	1	-	3
Marcellon	2	-	11	5	1	18
J. Richardson	-	-	-	2	-	2
L. Richardson	-	-	11	8	10	19
Smith	-	-	1	4	-	5
Toney	-	8	11	8	17	27
E. Williams	6	-	-	6	1	12
R. Williams	-	-	-	2	-	2
Wright	-	-	-	2	-	2

SPECIAL TEAMS

Player	'10	'11	'12	'13	Streak	Career
Cagle	-	-	-	8	8	8
Ferris	5	11	12	8	19	36

PRONUNCIATION GUIDE

Rahdeese Alcutt	Rah-DEE-se
Dariusz Bladek	DARE-ee-YOU-sh
	BLAH-deck
Jocelyn Borgella	BORE-jell-ah
Jontavious Carter	John-TAY-VEE-us
Tavarus Dantzler	Toe-VAR-us
	DANCE-ler
Jawill Davis	jah-WILL
Andrew Edouard	ed-WHARD
Atreyu Farrior	Uh-TREY-you
Jarkevis Fields	Jar-KEE-vus
Jhomo Gordon	JOE-moe
Uriah Horne	YOU-rye-uh
Isidore Jackson	EYES-uh-DOOR
Jarontay Jones	Jar-RON-lay
William Koen III	CONE
Angel LoCicero	Low-SISS-err-ROE
Ja-Quan Lumas	JAY-kwahn
Werley Placide	WHIRL-ee
	Pluh-SEED
Jamaruz Thompkins	Juh-MARE-us

GAME RECAPS

GAME 1 • NASHVILLE, TENN. • LP FIELD			
		23/20 BETHUNE-COOKMAN	12
		RV/RV TENNESSEE STATE	9
SCAN QR CODE FOR: Photos, Stats, Interviews, Highlights, Game Replay			

GAME NOTES

- WR Eddie Poole extended his streak of consecutive games with a reception to 36 as he hauled in a first quarter pass from Jackie Wilson.
- The halftime tie score of 6-6, it marks the first tie score for the Wildcats at the half since the N.C. Central in Daytona Beach. That game was tied at 14, until the Cats broke the game open in the second half for a 42-17 defeat of the Eagles.
- The Wildcats got on the board first on their opening drive of the game, courtesy a 21-yard Jonathan Cagle field goal.
- It was Bethune-Cookman's first victory over Tennessee State since 1987.
- TE Jordan Murphy was named Offensive MVP.
- LB Jarkevis Fields was named Defensive MVP.
- Head coach Brian Jenkins improved to 4-0 all-time in season-openers.

STATISTICS

SCORING	1	2	3	4	OT	F
Bethune-Cookman	6	0	0	6	—	12
Tennessee State	0	6	3	0	—	9

SCORING SUMMARY

1st	7:13	BC	Cagle 21 FG
	2:08	BC	Cagle 30 FG
2nd	11:28	TS	Godfrey 21 FG
	1:48	TS	Godfrey 44 FG
3rd	1:14	TS	Godfrey 26 FG
4th	5:01	BC	Murphy 6 pass from Wilson (Cagle kick blocked)

TEAM STATISTICS

	BCU	TSU
FIRST DOWNS	17	14
RUSHES-YARDS (NET)	42-162	38-116
PASSING YDS (NET)	98	132
Passes Comp-Att-Int	10-20-1	13-22-0
TOTAL OFFENSE PLAYS-YARDS	62-260	60-248
Fumble Returns-Yards	0-0	0-0
Punt Returns-Yards	2-41	2-51
Kickoff Returns-Yards	3-99	3-84
Interception Returns-Yards	0-0	1-0
Punts (Number-Avg)	4-27.0	5-30.0
Fumbles-Lost	1-0	2-0
Penalties-Yards	5-35	8-70
Possession Time	28:13	31:47
Third-Down Conversions	4 of 14	8 of 16
Fourth-Down Conversions	3 of 3	0 of 0
Red-Zone Scores-Chances	3-3	3-3

INDIVIDUAL STATISTICS

RUSHING: BCU — Jackson 12-56; Wilson 11-43; Waters 7-34; Jordan 8-26; White 3-7; TEAM 1-(-4). TSU — Hooks 13-47; Broughton 14-45; Leonard 1-31; Davenport 1-0; Butler 9-(-7).
PASSING: BCU — Wilson 7-12-0-54 1 TD; Waters 3-8-1-44. TSU — Butler 13-21-0-132.

RECEIVING: BCU — Murphy 3-35 1 TD; Poole 3-16; Jordan 2-8; Cleckley 1-33; White 1-6. TSU — Leonard 5-38; Wilson 3-36; Kelly 2-26; Broughton 2-21; Hooks 1-11.

INTERCEPTIONS: BCU — None. TSU — Van Dyke 1-0.

FUMBLES: BCU — TEAM 1-0. TSU — Hooks 1-0; Leonard 1-0.

SACKS (UA-A): BCU — Finnie 1-0; Richardson 1-0; Marcellon 1-0; Fields 1-0. TSU — Shipley 0-1; Evans 0-1.

TACKLES (UA-A): BCU — Richardson 8-2; Fields 6-4; Toney 5-2; Addison 4-1; Marcellon 4-1; Williams, Jr. 3-1. TSU — Thrasher 6-4; Evans 3-5; Harper 2-3; Jackson 4-0; Fitzpatrick 4-0; Godbolt III 4-0; Jackson 3-1.

GAME 2 • DAYTONA BEACH, FLA. • MUNICIPAL STADIUM			
		VIRGINIA UNION	7
		25/23 BETHUNE-COOKMAN	66
SCAN QR CODE FOR: Photos, Stats, Interviews, Highlights, Game Replay			

GAME NOTES

- Eight different receivers caught passes for the Wildcats today, marking the first time that's happened since 2010.
- QB Quentin Williams' first carry of the season was a keeper around the left side for a touchdown in the first quarter.
- DE Erik Williams returned his first career touchdown came via a 41-yard pickoff on VUU quarterback Shawheem Dowdy in the first quarter.
- WR Jontavious Carter hauled in two touchdowns through the air, becoming the first player to register two receiving TDs in a game since Eddie Poole (vs. Hampton, 2011).
- Senior WR Eddie Poole extended his streak of consecutive games with a reception to 37 as he hauled in a first quarter pass from Quentin Williams.
- Jonathan Cagle has connected on all three of his field goal attempts this season in his rookie debut.

STATISTICS

SCORING	1	2	3	4	OT	F
Virginia Union	0	7	0	0	—	7
Bethune-Cookman	17	21	14	14	—	66

SCORING SUMMARY

1st	9:47	BC	Cagle 20 FG
	5:39	BC	E. Williams 41 INT return (Waters rush)
	0:19	BC	Q. Williams 5 run (Cagle kick blocked)
2nd	8:04	VU	Kelly 1 run (Krepich kick)
	6:09	BC	White 1 run (Cagle kick)
	5:53	BC	Addison 38 INT return (Cagle kick)
	3:32	BC	Jordan 20 run (Cagle kick)
3rd	11:25	BC	Carter 16 pass from Wilson (Cagle kick)
	3:05	BC	Carter 22 pass from Waters (Cagle kick)
4th	6:21	BC	Dixon 12 run (Cagle kick)
	2:11	BC	Michael D. Jones 16 pass from Q. Williams (Cagle kick)

TEAM STATISTICS

	VUU	BCU
FIRST DOWNS	14	25
RUSHES-YARDS (NET)	45-95	44-282
PASSING YDS (NET)	87	182
Passes Comp-Att-Int	12-23-3	13-20-1
TOTAL OFFENSE PLAYS-YARDS	182	464
Fumble Returns-Yards	0-0	0-0
Punt Returns-Yards	0-0	3-21
Kickoff Returns-Yards	10-203	1-28
Interception Returns-Yards	1-9	3-79
Punts (Number-Avg)	5-21.0	0-0.0
Fumbles-Lost	2-0	2-0
Penalties-Yards	7-74	10-68
Possession Time	38:11	21:49
Third-Down Conversions	6 of 16	8 of 11
Fourth-Down Conversions	1 of 4	0 of 2
Red-Zone Scores-Chances	1-1	7-8

INDIVIDUAL STATISTICS

RUSHING: VUU — Shaw 14-65; Kelly 19-41; Dowdy 6-3; Parker 1-2; Malone 4-1; Reynoso 1-(-17). BCU — White 8-62; Jackson 6-45; Jordan 6-45; Q. Williams 4-32; Dixon 5-32; Arnold 7-28; Wilson 4-24; Waters 4-14.

PASSING: VUU — Graham 7-14-2-43; Dowdy 5-9-1-44. BCU — Waters 4-8-0-54 1 TD; Wilson 5-7-0-55 1 TD; Q. Williams 4-5-1-73 1 TD.

RECEIVING: VUU — Holmes 4-41; Wright 3-12; Duchenne 1-24; Anderson 1-4; Davis 1-3; Shaw 1-2; Parker 1-1. BCU — Gordon 3-28; Carter 2-38 2 TD; Davis 2-19; Poole 1-44; Michael D. Jones 1-161 TD; Virgin 1-14; Jordan 1-9; Lumas 1-7; Murphy 1-7.

INTERCEPTIONS: VUU — Blanks 1-9. BCU — E. Williams 1-41 1 TD; Addison 1-38 1 TD; Richardson 1-0.

FUMBLES: VUU — Dowdy 1-0; Reynoso 1-0. BCU — Wilson 1-0; Waters 1-0.

SACKS (UA-A): VUU — None. BCU — Dye 2-0-12.

TACKLES (UA-A): VUU — Blanks 4-8; Bailey 5-4; Wallace 3-5; Neeley 1-5; Roane 3-2; Elsayed 3-1. BCU — Fields 3-4; Howard 2-5; Dantzler 5-1; Dye 3-3; Smith 2-4; Marcellon 0-6.

GAME 3 • MIAMI, FLA. • FIU STADIUM			
		23/22 BETHUNE-COOKMAN	34
		FIU	13
SCAN QR CODE FOR: Photos, Stats, Interviews, Highlights, Game Replay			

GAME NOTES

- RB Anthony Jordan's 150-yards were a career-high, and his 58-yard first-quarter touchdown was the longest run of his career.
- DB Tim Burke's 92-yard INT return was the fourth-longest in program history.
- Jordan has scored a touchdown in six of his last eight games.
- The Bethune-Cookman defense has now scored as many touchdowns (3) as it has allowed (3) so far this season.
- The win is the first for B-CU against an FBS opponent, and puts the Wildcats record against FBS opponents at 1-2 all-time.
- The B-CU defense allowed just its first second half touchdown of the year.
- This is B-CU's first 3-0 start since 2010. B-CU had a 4-0 start in 2003 that included a win over FIU in week three, as well as a 9-0 start in 2002 that included a 31-0 win over FIU in week four that same year.

STATISTICS

SCORING	1	2	3	4	OT	F
Bethune-Cookman	7	7	14	6	—	34
FIU	0	7	0	6	—	13

SCORING SUMMARY

1st	11:27	BCU	Jordan 58 run (Cagle kick)
2nd	6:51	FIU	T.J. Lowder 8 pass from Medlock (Taylor kick)
	1:58	BCU	White 5 run (Cagle kick)
3rd	7:46	BCU	Q. Williams 15 run (Cagle kick)
	4:01	BCU	White 43 run (Cagle kick)
4th	14:38	BCU	Burke 92 INT return (Cagle kick blocked)
	7:45	FIU	J. Smith 1 pass from Hilliard (Taylor kick blocked)

TEAM STATISTICS

	BCU	FIU
FIRST DOWNS	19	9
RUSHES-YARDS (NET)	52-311	33-73
PASSING YDS (NET)	38	156
Passes Comp-Att-Int	6-11-1	11-18-1
TOTAL OFFENSE PLAYS-YARDS	349	229
Fumble Returns-Yards	0-0	0-0
Punt Returns-Yards	3-16	3-87
Kickoff Returns-Yards	3-69	6-173
Interception Returns-Yards	1-92	1-0
Punts (Number-Avg)	5-42.8	7-34.3
Fumbles-Lost	2-0	1-1
Penalties-Yards	6-60	7-50
Possession Time	34:15	25:45
Third-Down Conversions	4 of 12	3 of 12
Fourth-Down Conversions	1 of 1	1 of 2
Red-Zone Scores-Chances	2-2	2-3

INDIVIDUAL STATISTICS

RUSHING: BCU — Jordan 21-150; White 8-69; Q. Williams 13-69; Dixon 7-29; Cleckley 1-7; TEAM 2-(-13). FIU — Caldwell 13-38; Spearman 6-21; Coleman 3-6; Medlock 10-5; Satterfield-Rowe 1-3.

PASSING: BCU — Q. Williams 6-11-1-38.

FIU — Medlock 9-15-1-149 2 TD; Hilliard 2-3-0-7.

RECEIVING: BCU — Jordan 3-14; Cleckley 2-11; Poole 1-13.

FIU — Lowder 6-125; Porter 2-16; J. Smith 2-9; Jasper 1-6.

INTERCEPTIONS: BCU — Burke 1-92. FIU — Miller 1-0.

FUMBLES: BCU — Jordan 2-0. FIU — Spearman 1-0.

SACKS (UA-A): BCU — Barrow 2-0-11; Marcellon 1-0-8;

E. Williams 1-0-16. FIU — Francois 1-0-9; Patrick Jean 1-0-4.

TACKLES (UA-A): BCU — Fields 2-4; Addison 2-3; D. Smith 2-3; Drayton 2-3; Barrow 4-0. FIU — Russell 10-4; Hickman 5-3; D. Jones 5-2; Perine 3-1; Rosado 2-2.



GAME RECAPS

GAME 4 • TALLAHASSEE, FLA. • DOAK CAMPBELL STADIUM			
		19/17 BETHUNE-COOKMAN	6
		8/8 FLORIDA STATE	54
SCAN QR CODE FOR: Photos, Stats, Interviews, Highlights, Game Replay			

GAME NOTES

- Senior LB Jarkevis Fields registered two tackles tonight, placing him 10th all-time in school history for career tackles with 237 career tackles.
- With just seven points scored in the game, Bethune-Cookman failed to score in double-digits for the first time since Oct. 8, 2011, at North Carolina A&T. The Wildcats lost that game, 22-3.
- With tonight's loss, Bethune-Cookman's streak of six consecutive road wins comes to an end. The last loss – a 38-10 decision at ACC foe Miami (Fla.) on Sept. 15, 2012.
- Senior OL Alex Monroe took a tipped Quentin Williams pass attempt in the first quarter, taking in his first career reception.
- Senior receiver Eddie Poole extended his streak of consecutive games with a reception to 39 as he hauled in a first quarter pass from quarterback Quentin Williams.
- Florida State's first quarter interception for touchdown was the first against Bethune-Cookman since Miami (Fla.) accomplished the feat on Oct. 11, 2011.

STATISTICS

SCORING	1	2	3	4	OT	F
Bethune-Cookman	0	0	6	0	—	6
Florida State	10	23	21	0	—	54

SCORING SUMMARY

1st	8:39	FS	Telvin Smith 68 INT return (Aguayo kick)
	2:33	FS	Aguayo 45 FG
2nd	13:50	FS	Team Safety
	12:11	FS	Benjamin 11 pass from Winston (Aguayo kick)
	5:49	FS	Wilder, Jr. 2 run (Aguayo kick)
	1:13	FS	Freeman 1 run (Aguayo kick)
3rd	13:39	FS	Greene 19 pass from Winston (Aguayo kick)
	8:21	BC	Wilson 7 run (Cagle kick failed)
	6:15	FS	K. Williams 3 run (Aguayo kick)
	0:46	FS	K. Williams 1 run (Aguayo kick)

TEAM STATISTICS

	BCU	FSU
FIRST DOWNS	18	26
RUSHES-YARDS (NET)	56-182	36-266
PASSING YDS (NET)	60	226
Passes Att-Comp-Int	17-8-1	25-13-0
TOTAL OFFENSE PLAYS-YARDS	73-242	61-492
Fumble Returns-Yards	0-0	0-0
Punt Returns-Yards	1-6	0-0
Kickoff Returns-Yards	7-104	3-86
Interception Returns-Yards	0-0	1-68
Punts (Number-Avg)	8-39.1	3-39.0
Fumbles-Lost	2-0	1-1
Penalties-Yards	8-59	3-25
Possession Time	35:59	24:01
Third-Down Conversions	9 of 18	2 of 6
Fourth-Down Conversions	0 of 0	0 of 0
Red-Zone Scores-Chances	1-1	6-7

INDIVIDUAL STATISTICS

RUSHING: BCU — Jordan 15-81; Wilson 12-41; Green 10-28; White 7-13; Q. Williams 7-11; Dixon 5-8. FSU — Freeman 10-112; K. Williams 9-83; Wilder, Jr. 8-56; Winston 3-11; Green 5-8; Coker 1-(-4).

PASSING: BCU — Wilson 5-10-0-37; Q. Williams 3-7-1-23. FSU — Winston 10-19-0-148; Coker 3-6-0-78.

RECEIVING: BCU — Poole 3-46; Murphy 2-9; Baker 1-5; Monroe 1-0; Terry 1-0. FSU — Shaw 4-89; Greene 4-44; Benjamin 2-26; Green 2-25; Whitfield 1-42.

INTERCEPTIONS: BCU — None. FSU — T. Smith 1-68.

FUMBLES: BCU — Dixon 1-0; Q. Williams 1-0. FSU — Wilder, Jr. 1-1.

SACKS (UA-A): BCU — Bryant 1-0. FSU — Thomas 1-0; Ramsey 1-0; Terrance Smith 1-0.

TACKLES (UA-A): BCU — Drayton 5-6; Addison 1-6; Bryant 5-0; Hanks 2-2; Williams, Jr. 2-2. FSU — Terrance Smith 5-7; Casher 6-4; Eligwe 2-4; Brooks 3-2; Levenberry 3-2; Northrup 2-3; Telvin Smith 2-3.

GAME 5 • DOVER, DEL. • ALUMNI STADIUM			
		21/16 BETHUNE-COOKMAN	21
		DELAWARE STATE	7
SCAN QR CODE FOR: Photos, Stats, Interviews, Highlights, Game Replay			

GAME NOTES

- For the first time all season, the Wildcats had four different running backs average 5.7 yards or better on the ground.
- Senior WR Eddie Poole extended his streak of consecutive games with a reception to 40 as he hauled in a first quarter pass from Jackie Wilson.
- The B-CU defense limited the Hornets to a season-low 10 yards rushing. It was the lowest allowed by the Cats since 2009 (N.C. A&T - 34 yards).
- Senior QB Jackie Wilson got the start in the game, while junior Question Williams went the distance in the second half.
- Bethune-Cookman maintained the ball for a fourth quarter program-best 14:22 to close the game, the longest in any uarter during the Brian Jenkins era.
- Eddie Poole hauled in his first touchdown reception of the year in the fourth quarter.

STATISTICS

SCORING	1	2	3	4	OT	F
Bethune-Cookman	0	7	7	7	—	21
Delaware State	7	0	0	0	—	7

SCORING SUMMARY

1st	6:48	DS	Golson 7 pass from Murphy (Ward kick)
2nd	9:14	BC	Jordan 3 run (Cagle kick)
3rd	6:02	BC	Q. Williams 31 run (Cagle kick)
4th	4:40	BC	Poole 15 pass from Q. Williams (Cagle kick)

TEAM STATISTICS

	BCU	DSU
FIRST DOWNS	23	16
RUSHES-YARDS (NET)	58-241	18-10
PASSING YDS (NET)	168	213
Passes Att-Comp-Int	19-14-0	33-19-2
TOTAL OFFENSE PLAYS-YARDS	77-409	51-223
Fumble Returns-Yards	0-0	0-0
Punt Returns-Yards	1-23	0-0
Kickoff Returns-Yards	2-13	3-54
Interception Returns-Yards	2-0	0-0
Punts (Number-Avg)	3-29.7	5-34.8
Fumbles-Lost	1-0	1-1
Penalties-Yards	7-67	4-50
Possession Time	37:36	22:24
Third-Down Conversions	5 of 14	5 of 9
Fourth-Down Conversions	3 of 5	0 of 0
Red-Zone Scores-Chances	2-4	1-1

INDIVIDUAL STATISTICS

RUSHING: BCU — White 9-65; Jordan 17-61; Jackson 7-54; Dixon 7-40. DSU — Jackson 3-30; Williams 5-23; Cheung 1-3; Shaw 1-1.

PASSING: BCU — Wilson 10-15-0-82; Q. Williams 4-4-0-86 1 TD. DSU — Murphy 19-33-2-213 1 TD.

RECEIVING: BCU — Poole 4-103 1 TD; Jackson 3-16; Carter 3-10; Gordon 2-20. DSU — Williams III 4-62; Golson 4-41 1 TD; Scott 3-18; Cheung 2-39.

INTERCEPTIONS: BCU — Addison 1-0; J. Richardson 1-0. DSU — None.

FUMBLES: BCU — Q. Williams 1-0. DSU — Murphy 1-1.

SACKS (UA-A): BCU — L. Richardson 0-2; Knight 0-1; Dye 1-0; Toney 1-0; Fields 0-1. DSU — Adjei 0-2; Gunter 1-1; Davis 1-0; Barnes 1-0; Anderson 0-1.

TACKLES (UA-A): BCU — Hanks 6-1; Finnie 2-5; R. Williams, Jr. 2-3; Fields 2-3; Dye 2-2; Burke 1-3. DSU — Moore 9-4; Colston 4-5; Davis 5-2; Boyd 4-3; Adjei 1-6; Rowan 4-2.

GAME 6 • WASHINGTON D.C. • GREENE STADIUM			
		16/13 BETHUNE-COOKMAN	27
		HOWARD	6
SCAN QR CODE FOR: Photos, Stats, Interviews, Highlights, Game Replay			

GAME NOTES

- Senior receiver Eddie Poole hauled in four receptions on the day, moving him into seventh place all-time in school history for career receptions.
- Junior running back Anthony Jordan added two first quarter touchdowns, giving him a career-high total for rushing TDs in a single game.
- Bethune-Cookman extended its MEAC road winning streak to eight games. The last conference loss on the road was a 22-3 setback to North Carolina A&T on Oct. 8, 2011.
- All three quarterbacks — Brodrick Waters, Quentin Williams and Jackie Wilson — all saw time under center in the game.
- Bethune-Cookman has allowed just a single second half touchdown this year against an FCS or Division II opponent — at FIU in the fourth quarter in Miami, Fla. In all, B-CU has allowed just three (3) second half points against FCS opponents, that being a field goal at Tennessee State in the season-opener.
- Bethune-Cookman held the lead in time of possession for the fourth consecutive week.

STATISTICS

SCORING	1	2	3	4	OT	F
Bethune-Cookman	14	0	7	6	—	27
Howard	0	6	0	0	—	6

SCORING SUMMARY

1st	9:06	BCU	Jordan 4 run (Cagle kick)
	7:00	BCU	Jordan 11 run (Cagle kick)
2nd	6:53	HOW	Fleck 39 FG
	0:00	HOW	Fleck 24 FG
3rd	4:07	BCU	Jackson 13 run (Cagle kick)
4th	10:14	BCU	White 5 run (Cagle kick blocked)

TEAM STATISTICS

	BCU	FIU
FIRST DOWNS	27	11
RUSHES-YARDS (NET)	56-208	25-66
PASSING YDS (NET)	272	120
Passes Att-Comp-Int	25-17-2	30-15-1
TOTAL OFFENSE PLAYS-YARDS	81-480	55-186
Fumble Returns-Yards	0-0	1-31
Punt Returns-Yards	2-7	1-1
Kickoff Returns-Yards	0-0	4-80
Interception Returns-Yards	1-0	2-11
Punts (Number-Avg)	3-28.7	7-40.1
Fumbles-Lost	2-1	2-1
Penalties-Yards	9-85	8-70
Possession Time	37:53	22:07
Third-Down Conversions	7 of 13	2 of 13
Fourth-Down Conversions	2 of 3	1 of 1
Red-Zone Scores-Chances	4-5	1-2

INDIVIDUAL STATISTICS

RUSHING: BCU — Jackson 13-65; Waters 4-39; Wilson 7-32; Jordan 9-29; White 6-18. HOW — Parker 13-51; Tusan 4-9; Freeman 3-4.

PASSING: BCU — Q. Williams 9-13-1-151; Wilson 7-10-1-103; Waters 1-2-0-18. HOW — McGhee 14-28-1-122; Cunningham 1-2-0-(-2).

RECEIVING: BCU — Gordon 5-74; Poole 4-68; Jackson 3-16; Cleckley 1-36; Carter 1-30. HOW — Parker 5-48; Flanagan 4-26; Gidron 2-26; Tyson 1-13.

INTERCEPTIONS: BCU — Fields 1-0. HOW — Olatunji 1-11; Alston 1-0.

FUMBLES: BCU — Cleckley 1-0; Q. Williams 1-1. HOW — McGhee 1-0; Tusan 1-1.

SACKS (UA-A): BCU — Dye 1-0; HOW — Gresham-Chisolm 1-1; Boozer 0-1; Turnbull 1-0.

TACKLES (UA-A): BCU — Fields 8-1; Addison 5-0; Dantzler 4-0; Toney 2-1; L. Richardson 2-1. HOW — Rollins 7-4; Boozer 4-6; Alston 4-5; Gresham-Chisolm 4-4.

GAME RECAPS

GAME 7 • DAYTONA BEACH, FLA. • MUNICIPAL STADIUM			
		SAVANNAH STATE	21
	17/14	BETHUNE-COOKMAN	48
SCAN QR CODE FOR: Photos, Stats, Interviews, Highlights, Game Replay			

GAME NOTES

- With his touchdown run in the second quarter, senior running back Isidore Jackson tied Jimmie Russell (2004-07) at fourth place all-time in B-CU history for career rushing touchdowns (29).
- Junior running back Cary White scored three touchdowns in the first half, setting a new career-high for the Tampa native. White matched David Blackwell's three-touchdown performance from 2011.
- Allowing 14 points in the second half, Bethune-Cookman gave up more points in the fourth quarter against Savannah State than they had against FCS teams all season. The Cats had given up just three (3) points in the second half against FCS teams coming into the contest.
- The Wildcats returned from the road for the first time since the second week of the season today. In the victory, they ran their MEAC home winning streak to seven consecutive games.
- Junior defensive lineman LeBrandon Richardson led the Wildcats in tackles for the first time this season, registering eight tackles (seven solo). That includes a career-high four tackles for loss.

STATISTICS

SCORING	1	2	3	4	OT	F
Savannah State	0	7	0	14	—	21
Bethune-Cookman	21	21	0	6	—	48

SCORING SUMMARY

1st	12:53	BC	Jackson 16 pass from Q. Williams (Cagle kick)
	7:25	BC	White 1 run (Cagle kick)
	1:15	BC	White 24 run (Cagle kick)
2nd	11:07	BC	White 12 run (Cagle kick)
	10:13	SS	Heyward 76 pass from Prunty (McCarthy kick)
	6:23	BC	Jackson 2 run (Cagle kick)
	0:54	BC	Jackson 2 run (Cagle kick)
4th	13:23	SS	Lackey 3 pass from Bostick (McCarthy kick)
	11:40	BC	Michael D. Jones 27 run (Cagle kick blocked)
	7:03	SS	Durham 15 pass from Bostick (McCarthy kick)

TEAM STATISTICS	SSU	BCU
FIRST DOWNS	19	25
RUSHES-YARDS (NET)	36-94	42-273
PASSING YDS (NET)	310	192
Passes Att-Comp-Int	44-21-3	23-25-1
TOTAL OFFENSE PLAYS-YARDS	80-404	65-465
Fumble Returns-Yards	0-0	1-0
Punt Returns-Yards	0-0	3-45
Kickoff Returns-Yards	7-168	4-69
Interception Returns-Yards	1-20	3-52
Punts (Number-Avg)	4-34.2	3-37.7
Fumbles-Lost	6-2	3-3
Penalties-Yards	7-66	8-55
Possession Time	33:05	26:55
Third-Down Conversions	5 of 16	4 of 10
Fourth-Down Conversions	2 of 7	1 of 2
Red-Zone Scores-Chances	2-2	5-7

INDIVIDUAL STATISTICS

RUSHING: SSU — Veals 9-59; Daniels 6-21; Bostick 7-11; Simmons 2-8. BCU — White 7-69; Jackson 12-54; Q. Williams 5-49; Michael D. Jones 7-39.

PASSING: SSU — Bostick 17-36-2-202; Prunty 4-8-1-108. BCU — Q. Williams 10-14-0-143; Waters 5-9-1-49.




RECEIVING: SSU — Brownlee 4-38; Heyward 3-113; Drummond 3-37; D. Daniels 3-20; Lackey 3-17. BCU — Jackson 3-34; Carter 3-20; Gordon 2-47; Murphy 2-25; Cleckley 1-29.

INTERCEPTIONS: SSU — Wilson 1-20. BCU — Burke 1-40; Fields 1-12; Borgella 1-0.

FUMBLES: SSU — TEAM 2-0; D. Daniels 2-1; Bostick 1-1; Prunty 1-0. BCU — Waters 1-1; Q. Williams 1-1; Dye 1-1.

SACKS (UA-A): SSU — None. BCU — Bryant 2-0; Barrow 1-0; L. Richardson 1-0.

TACKLES (UA-A): SSU — Dixon 3-8; M. Smith 5-5; Ansley 5-5; Johnson 2-5; Wilson 3-3. BCU — Richardson 7-1; Fields 1-6; Borgella 4-2; Barrow 1-3; Bryant 3-0.

GAME 8 • DAYTONA BEACH, FLA. • MUNICIPAL STADIUM			
		RV/IRV S.C. STATE	3
	21/16	BETHUNE-COOKMAN	14
SCAN QR CODE FOR: Photos, Stats, Interviews, Highlights, Game Replay			

GAME NOTES

- Bethune-Cookman's defense held the Bulldogs of South Carolina State scoreless in the first half. It marked the first time SCSU had been scoreless through any half all season.
- Linebackers Tavarus Dantzler and Jarkevis Fields combined for two forced fumbles on the SCSU offense.
- Senior receiver Eddie Poole hauled in five receptions on the day, moving him into sole possession of fifth place on the all-time B-CU receptions list.
- Bethune-Cookman limited the South Carolina State to a season-low 143 yards of total offense. Additionally, the Bulldogs were held out of the end zone for the first time all season.
- Senior linebacker Jarkevis Fields led all Wildcats with a season-high 14 tackles (10 assisted) and a quarterback sack. It was the second time this season the Sanford, Fla. native amassed double-digit tackles.
- Junior quarterback Quentin Williams recorded a career-high 220 yards on 12-of-16 passing, including a touchdown. One of his highlights was a 47-yard pass completion to Eddie Poole.

STATISTICS

SCORING	1	2	3	4	OT	F
S.C. State	0	0	0	3	—	3
Bethune-Cookman	7	7	0	0	—	14

SCORING SUMMARY

1st	5:19	BC	Jackson 4 pass from Q. Williams (Cagle kick)
2nd	8:40	BC	Q. Williams 6 run (Cagle kick)
4th	12:23	SC	Belcher 30 FG

TEAM STATISTICS	SCSU	BCU
FIRST DOWNS	11	18
RUSHES-YARDS (NET)	27-65	47-85
PASSING YDS (NET)	78	220
Passes Att-Comp-Int	24-12-2	16-12-0
TOTAL OFFENSE PLAYS-YARDS	51-143	63-305
Fumble Returns-Yards	0-0	0-0
Punt Returns-Yards	3-84	1-1
Kickoff Returns-Yards	3-44	1-14
Interception Returns-Yards	0-0	2-0
Punts (Number-Avg)	3-37.0	6-40.0
Fumbles-Lost	2-1	1-1
Penalties-Yards	9-61	11-111
Possession Time	24:59	35:01
Third-Down Conversions	6 of 13	6 of 13
Fourth-Down Conversions	0 of 2	0 of 1
Red-Zone Scores-Chances	1-3	2-4

INDIVIDUAL STATISTICS

RUSHING: SCSU — Taylor 20-55; Cue 3-7; Brown 1-3. BCU — Jackson 12-46; White 10-43; Q. Williams 24-minus 1.

PASSING: SCSU — Cue 12-24-2-78. BCU — Q. Williams 12-16-0-220 1 TD.

RECEIVING: SCSU — McDonald 7-35; Hemingway 2-21; West 1-13. BCU — Poole 5-130 1 TD; Jackson 2-37; Carter 2-24; White 1-11.

INTERCEPTIONS: SCSU — None. BCU — Drayton 1-0; Addison 1-0.

FUMBLES: SCSU — Lewis-Freeman 1-0; Taylor 1-1. BCU — Q. Williams 1-1.

SACKS (UA-A): SCSU — Glover 0-2; Carter 0-2; Robinson 0-2; Thomas 1-0; Owens 0-1; McFadden 0-1; Brock 1-0; T. Smith 1-0. BCU — Dantzler 1-0.

TACKLES (UA-A): SCSU — Thomas 9-7; Glover 0-7; Drummond 5-1; McFadden 3-3; Carter 2-4. BCU — Fields 5-10; Dantzler 3-6; Addison 6-1; Barrow 1-3; Knight 2-1.

2013 STATISTICS (OVERALL: 7-1, MEAC: 4-0, HOME: 3-0, AWAY: 4-1)

RESULTS

7-1 (4-0, MEAC)

DATE	BCU	OPP	OPPONENT	W/L	SCORE	ATT
Sept. 1	23	RV	at Tennessee State	W	12-9	16,108
Sept. 7	25	—	Virginia Union	W	66-7	6,478
Sept. 14	23	—	at FIU	W	34-13	14,957
Sept. 21	19	8	at Florida State	L	6-54	74,841
Oct. 5	21	—	• at Delaware State	W	21-7	2,205
Oct. 12	16	—	• at Howard	W	27-6	1,052
Oct. 19	17	—	• Savannah State	W	48-21	4,693
Oct. 26	14	RV	• South Carolina State	W	14-3	10,421
Nov. 2	—	—	• at North Carolina Central			
Nov. 9	—	—	• Norfolk State			
Nov. 16	—	—	• Hampton			
Nov. 23	—	—	• vs. Florida A&M			

TEAM STATISTICS

	BCU	OPP
SCORING	228	120
Points Per Game	28.5	15.0
FIRST DOWNS	172	120
Rushing	108	44
Passing	58	60
Penalty	6	16
RUSHING YARDAGE	1744	785
Yards gained rushing	2049	1036
Yards lost rushing	305	251
Rushing Attempts	397	258
Average Per Rush	4.4	3.0
Average Per Game	218.0	98.1
TDs Rushing	22	5
PASSING YARDAGE	1230	1322
Comp-Att-Int	95-151-7	116-219-12
Average Per Pass	8.1	6.0
Average Per Catch	12.9	11.4
Average Per Game	153.8	165.2
TDs Passing	7	8
TOTAL OFFENSE	2974	2107
Total Plays	548	477
Average Per Play	5.4	4.4
Average Per Game	371.8	263.4
KICK RETURNS: #Yards	21-396	39-892
PUNT RETURNS: #Yards	16-160	9-221
INT RETURNS: #Yards	12-223	7-108
KICK RETURN AVERAGE	18.9	22.9
PUNT RETURN AVERAGE	10.0	24.6
INT RETURN AVERAGE	18.6	15.4
FUMBLES-LOST	14-5	17-7
PENALTIES-Yards	64-540	53-466
Average Per Game	67.5	58.2
PUNTS-Yards	32-1163	39-1315
Average Per Punt	36.3	33.7
Net punt average	27.6	29.6
TIME OF POSSESSION/Game	32:13	27:47
3RD-DOWN Conversions	47/105	37/101
3rd-Down Pct	45%	37%
4TH-DOWN Conversions	10/17	5/16
4th-Down Pct	59%	31%
SACKS BY-Yards	21-143	21-160
MISC YARDS	8	0
TOUCHDOWNS SCORED	32	14
FIELD GOALS-ATTEMPTS	3-4	7-10
ON-SIDE KICKS	0-0	0-0
RED-ZONE SCORES	(26-34) 76%	(17-22) 77%
RED-ZONE TOUCHDOWNS	(23-34) 68%	(12-22) 55%
PAT-ATTEMPTS	(25-31) 81%	(13-14) 93%
ATTENDANCE	21592	109163
Games/Avg Per Game	37197	521833

SCORE BY QUARTERS	1Q	2Q	3Q	4Q	OT	Total
Bethune-Cookman	72	63	48	45	0	228
Opponents	17	56	24	23	0	120

RUSHING

	G	ATT	GAIN	LOSS	NET	AVG	TD	LG	YPG
Anthony Jordan	6	76	421	29	392	5.2	5	58	65.3
Cary White	8	58	353	7	346	6.0	7	43	43.2
Isidore Jackson	6	62	337	17	320	5.2	3	47	53.3
Quentin Williams	7	75	365	179	186	2.5	4	31	26.6
Jackie Wilson	5	39	181	32	149	3.8	1	15	29.8
Brodrick Waters	8	19	118	6	112	5.9	0	21	14.0
Drexler Dixon	6	27	115	4	111	4.1	1	13	18.5
Michael D. Jones	8	11	54	5	49	4.5	1	27	6.1
Dre'Sean Nelson	3	7	40	3	37	5.3	0	18	12.3
D'Vontis Arnold	2	7	28	0	28	4.0	0	7	14.0
Malik Green	3	10	30	2	28	2.8	0	9	9.3
Preston Cleckley	8	1	7	0	7	7.0	0	7	0.9
Team	5	5	0	21	-21	-4.2	0	0	-4.2
TOTAL	8	397	2049	305	1744	4.4	22	58	218.0
OPPONENTS	8	258	1036	251	785	3.0	5	35	98.1

PASSING

	G	EFF	C-A-I	PCT	YDS	TD	LG	AVG/G
Quentin Williams	7	164.08	48-70-4	68.6	734	4	50	104.9
Jackie Wilson	5	122.97	34-54-1	63.0	331	2	30	66.2
Brodrick Waters	8	96.89	13-27-2	48.1	165	1	33	20.6
TOTAL	8	137.36	95-151-7	62.9	1230	7	50	153.8
OPPONENTS	8	104.77	116-219-12	53.0	1322	8	76	165.2

RECEIVING

	G	NO	YDS	AVG	TD	LG	AVG/G
Eddie Poole	8	22	435	19.8	1	50	54.4
Jhomo Gordon	8	13	177	13.6	0	34	22.1
Jontavious Carter	8	11	122	11.1	2	30	15.2
Isidore Jackson	6	11	103	9.4	2	33	17.2
Jordan Murphy	8	9	92	10.2	1	16	11.5
Anthony Jordan	6	8	49	6.1	0	10	8.2
Preston Cleckley	8	6	119	19.8	0	36	14.9
Cary White	8	3	21	7.0	0	11	2.6
Michael D. Jones	8	2	24	12.0	1	16	3.0
Jawill Davis	6	2	19	9.5	0	11	3.2
Justin Henderson	7	1	22	22.0	0	22	3.1
Isaac Virgin	7	1	14	14.0	0	14	2.0
Patrick Harris	4	1	11	11.0	0	11	2.8
DeVonte Washington	1	1	10	10.0	0	10	10.0
Ja-Quan Lumas	1	1	7	7.0	0	7	7.0
Darian Baker	8	1	5	5.0	0	5	0.6
Chase Terry	7	1	0	0.0	0	0	0.0
Alex Monroe	8	1	0	0.0	0	0	0.0
TOTAL	8	95	1230	12.9	7	50	153.8
OPPONENTS	8	116	1322	11.4	8	76	165.2

TOTAL OFFENSE

	G	PLAYS	RUSH	PASS	TOTAL	AVG/G
Quentin Williams	7	145	186	734	920	131.4
Jackie Wilson	5	93	149	331	480	96.0
Anthony Jordan	6	76	392	0	392	65.3
Cary White	8	58	346	0	346	43.2
Isidore Jackson	6	62	320	0	320	53.3
Brodrick Waters	8	46	112	165	277	34.6
Drexler Dixon	6	27	111	0	111	18.5
Michael D. Jones	8	11	49	0	49	6.1
Dre'Sean Nelson	3	7	37	0	37	12.3
D'Vontis Arnold	2	7	28	0	28	14.0
Malik Green	3	10	28	0	28	9.3
Preston Cleckley	8	1	7	0	7	0.9
Team	5	5	-21	0	-21	-4.2
TOTAL	8	548	1744	1230	2974	371.8
OPPONENTS	8	477	785	1322	2107	263.4



2013 STATISTICS (OVERALL: 7-1, MEAC: 4-0, HOME: 3-0, AWAY: 4-1)

SCORING

	TD	FGs	PAT	RUSH	RCV	PASS	DXP	SAF	PTS
Cary White	7	0-0	0-0	0-0	0	0-0	0	0	42
Jonathan Cagle	0	3-4	25-31	0-0	0	0-0	0	0	34
Isidore Jackson	5	0-0	0-0	0-0	0	0-0	0	0	30
Anthony Jordan	5	0-0	0-0	0-0	0	0-0	0	0	30
Quentin Williams	4	0-0	0-0	0-0	0	0-0	0	0	24
Jontavious Carter	2	0-0	0-0	0-0	0	0-0	0	0	12
Michael D. Jones	2	0-0	0-0	0-0	0	0-0	0	0	12
Erik Williams	1	0-0	0-0	0-0	0	0-0	0	0	6
Tim Burke	1	0-0	0-0	0-0	0	0-0	0	0	6
Drexler Dixon	1	0-0	0-0	0-0	0	0-0	0	0	6
Jackie Wilson	1	0-0	0-0	0-0	0	0-0	0	0	6
Jordan Murphy	1	0-0	0-0	0-0	0	0-0	0	0	6
Nick Addison	1	0-0	0-0	0-0	0	0-0	0	0	6
Eddie Poole	1	0-0	0-0	0-0	0	0-0	0	0	6
Brodrick Waters	0	0-0	0-0	1-1	0	0-0	0	0	2
TOTAL	32	3-4	25-31	1-1	0	0-0	0	0	228
OPPONENTS	14	7-10	13-14	0-0	0	0-0	0	1	120

PUNT RETURNS

	NO	YDS	AVG	TD	LG
Preston Cleckley	13	147	11.3	0	42
Darian Baker	1	0	0.0	0	0
Jocelyn Borgella	1	14	14.0	0	0
Patrick Harris	1	-1	-1.0	0	0
TOTAL	16	160	10.0	0	42
OPPONENTS	9	221	24.6	0	53

KICK RETURNS

	NO	YDS	AVG	TD	LG
Michael D. Jones	6	125	20.8	0	28
Darian Baker	6	130	21.7	0	41
Dre'Sean Nelson	4	72	18.0	0	33
Cary White	1	11	11.0	0	11
Jawill Davis	1	15	15.0	0	15
Drexler Dixon	1	15	15.0	0	15
Jontavious Carter	1	28	28.0	0	28
Nesly Marcellon	1	0	0.0	0	0
TOTAL	21	396	18.9	0	41
OPPONENTS	39	892	22.9	0	56

INTERCEPTIONS

	NO	YDS	AVG	TD	LG
Nick Addison	3	38	12.7	1	38
Jarkevis Fields	2	12	6.0	0	12
Joshua Richardson	2	0	0.0	0	0
Tim Burke	2	132	66.0	1	92
Marquis Drayton	1	0	0.0	0	0
Jocelyn Borgella	1	0	0.0	0	0
Erik Williams	1	41	41.0	1	41
TOTAL	12	223	18.6	3	92
OPPONENTS	7	108	15.4	1	68

FUMBLE RETURNS

	NO	YDS	AVG	TD	LG
Dyron Dye	1	0	0.0	0	0
TOTAL	1	0	0.0	0	0
OPPONENTS	1	31	31.0	0	31

ALL-PURPOSE YARDS

	G	RUSH	REC	PR	KR	IR	TOT	AVG/G
Anthony Jordan	6	392	49	0	0	0	441	73.5
Eddie Poole	8	0	435	0	0	0	435	54.4
Isidore Jackson	6	320	103	0	0	0	423	70.5
Cary White	8	346	21	0	11	0	378	47.2
Preston Cleckley	8	7	119	147	0	0	273	34.1
Michael D. Jones	8	49	24	0	125	0	198	24.8
Quentin Williams	7	186	0	0	0	0	186	26.6
Jhomo Gordon	8	0	177	0	0	0	177	22.1
Jontavious Carter	8	0	122	0	28	0	150	18.8
Jackie Wilson	5	149	0	0	0	0	149	29.8
Darian Baker	8	0	5	0	130	0	135	16.9
Tim Burke	8	0	0	0	0	132	132	16.5
Drexler Dixon	6	111	0	0	15	0	126	21.0
Brodrick Waters	8	112	0	0	0	0	112	14.0
Dre'Sean Nelson	3	37	0	0	72	0	109	36.3
Jordan Murphy	8	0	92	0	0	0	92	11.5
Erik Williams	8	0	0	0	0	41	41	5.1
Nick Addison	8	0	0	0	0	38	38	4.8
Jawill Davis	6	0	19	0	15	0	34	5.7
Malik Green	3	28	0	0	0	0	28	9.3
D'Vontis Arnold	2	28	0	0	0	0	28	14.0
Justin Henderson	7	0	22	0	0	0	22	3.1
Jocelyn Borgella	8	0	0	14	0	0	14	1.8
Isaac Virgin	7	0	14	0	0	0	14	2.0
Jarkevis Fields	8	0	0	0	0	12	12	1.5
DeVonte Washington	1	0	10	0	0	0	10	10.0
Patrick Harris	4	0	11	-1	0	0	10	2.5
Ja-Quan Lumas	1	0	7	0	0	0	7	7.0
Team	5	-21	0	0	0	0	-21	-4.2
TOTAL	8	1744	1230	160	396	223	3753	469.1
OPPONENTS	8	785	1322	221	892	108	3328	416.0

PUNTING

	NO	YDS	AVG	LG	TB	FC	I20	50+	BLK
Jonathan Cagle	30	1152	38.4	60	3	11	9	3	1
Team	2	11	5.5	11	0	0	0	0	1
TOTAL	32	1163	36.3	60	3	11	9	3	2
OPPONENTS	39	1315	33.7	58	0	4	8	4	2

FIELD GOALS

	FG	PCT	0-19	20-29	30-39	40-49	50-99	LG	BLK
Jonathan Cagle	3-4	75.0	0-0	2-2	1-2	0-0	0-0	30	0

FIELD GOAL SEQUENCE

	B-CU	OPPONENTS
Tennessee State	(21), (30)	(21), (44), (26), 49
Virginia Union	(20)	-
FIU	-	-
Florida State	-	(45)
Delaware State	31	-
Howard	-	29, (39), (24)
Savannah State	-	-
South Carolina State	-	-

Numbers in (parentheses) indicate field goal was made.

KICKOFFS

	NO	YDS	AVG	LG	OB	RET	NET	YDLN
Jonathan Cagle	44	2528	57.5	2	1			
TOTAL	44	2528	57.5	2	1	892	36.0	28
OPPONENTS	27	1521	56.3	5	0	396	37.0	27

2013 STATISTICS (OVERALL: 7-1, MEAC: 4-0, HOME: 3-0, AWAY: 4-1)

DEFENSIVE STATISTICS

	GP-GS	UA	AT	TT	TFL-YDS	SACK-YDS	INT-YDS	PBU	QBH	FR-YDS	FF	BLK	SAF
Jarkevis Fields	8-7	28	33	61	4.5-22	1.5-14	2-12	.	.	.	1	.	.
Nick Addison	8-8	20	17	37	2.5-6	.	3-38	.	.	.	1	.	.
LeBrandon Richardson	8-8	18	12	30	7.5-28	3.0-16	.	.	3	.	2	.	.
Tavarus Dantzler	8-3	16	11	27	5.0-9	1.0-2	.	1	.	.	1	.	.
Tevin Toney	8-8	13	14	27	5.5-28	1.0-16	.	1	2
Marquis Drayton	8-6	10	14	24	.	.	1-0	2	.	1-0	.	.	.
Ralph Williams, Jr.	7-2	10	12	22	2.0-8	1	.	.
Nesly Marcellon	8-5	9	12	21	5.5-26	2.0-17	.	.	2	.	1	.	.
Thomas Finnie	8-4	12	7	19	2.5-10	1.0-4	.	2
Rony Barrow	8-6	9	10	19	5.0-15	3.0-12	.	.	5
Donald Smith	8-4	6	11	17	1-0	1	.	.
Tim Burke	8-8	10	7	17	.	.	2-132	8	.	1-0	.	.	.
Jocelyn Borgella	8-0	11	6	17	.	.	1-0	1	.	.	1	1	.
Dyron Dye	8-3	10	6	16	6.0-33	4.0-30	.	1	1	1-0	1	1	.
Dion Hanks	8-3	10	4	14	0.5-1	.	.	2
Rakeem Knight	8-1	6	7	13	2.0-3	0.5-1	.	1	.	1-0	.	.	.
Erik Williams	8-6	5	7	12	3.5-22	1.0-16	1-41	.	2	1-0	.	.	.
Branden Bryant	8-0	10	1	11	4.0-32	3.0-15	.	.	2
Terry Harden	8-0	7	2	9
Michael D. Jones	8-0	5	3	8
Jameson Wright	7-2	4	4	8	1	.
Theodore Howard	8-0	3	5	8	0.5-1
Jarontay Jones	7-0	3	5	8	2	.	.	1	.
Rahdeese Alcutt	7-0	2	5	7
Mark Brown	4-0	1	5	6
Dre'Sean Nelson	3-0	2	4	6
Brandin Hudson	5-0	1	5	6	0.5-0	.	.	1
Brian Bruton	5-0	2	3	5	0.5-1	1-0	.	.	.
Drexler Dixon	6-0	4	.	4	.	.	.	1
Jonathan Cagle	8-0	2	2	4
Dwayne Montgomery	8-0	2	2	4	1.0-1
Ky're Simmons	4-0	1	2	3
Justin Henderson	7-1	.	3	3
Eddie Poole	8-7	2	.	2
Ty're Simmons	5-0	2	.	2	.	.	.	1
Arlen McCray-Nibbs	7-0	1	1	2	.	.	.	1
Junior Estelus	3-0	1	1	2	0.5-1
Joshua Richardson	8-2	2	.	2	.	.	2-0
Preston Cleckley	8-7	2	.	2
Tyree Green	4-0	1	.	1
Frank Thomas	6-0	1	.	1
Isidore Jackson	6-3	1	.	1
Andrew Ferris	7-0	1	.	1
D'Vontis Arnold	2-0	.	1	1
Quentin Williams	7-4	1	.	1
Isaac Virgin	7-4	1	.	1
Gerard Fulton	1-0	.	1	1
TOTAL	8-0	268	245	513	59-247	21-143	12-223	23	19	7-0	10	4	.
OPPONENTS	8-0	314	298	612	64.5-267	21-160	7-108	12	9	5-31	6	7	1



2013 STATISTICS (OVERALL: 7-1, MEAC: 4-0, HOME: 3-0, AWAY: 4-1)

GAME	FINAL SCORE	QUARTERS					1ST DOWNS		RUSHING		PASSING		TOT OFF		PUNTS		PENALTY		3RD	4TH	RED	SACKS	FIELD	POSSESSION TIME												
		1	2	3	4	OT	R-P	PE	TOT	NO-YDS	TD	C-A	I	YDS	TD	ATT	YDS	NO	AVG	F-FL	NO-YDS	DNS	DNS	ZONE	NO-YDS	GOALS	1	2	3	4	TOT					
Bethune-Cookman	12	6	0	0	6		12	4	1	17		42	162	0	10	20	1	98	1	62	260	4	27.0	1-0	5-35	4-14	3-3	3-3	4-28	2-2	8:49	5:12	4:38	9:34	28:13	
at Tennessee State	9	0	6	3	0		6	7	1	14		38	116	0	13	22	0	132	0	60	248	5	30.0	2-0	8-70	8-16	0-0	3-3	1-4	3-4	6:11	9:48	10:22	5:26	31:47	
Bethune-Cookman	66	17	21	14	14		15	8	2	25		44	294	4	13	20	1	182	3	64	464	0	0.0	2-0	10-68	8-11	0-2	7-8	2-12	1-1	4:27	3:12	6:14	7:56	21:49	
Virginia Union	7	0	7	0	0		9	3	2	14		45	95	1	12	23	3	87	0	68	182	5	21.0	2-0	7-74	6-16	1-4	1-1	0-0	0-0	10:33	11:48	8:46	7:04	38:11	
Bethune-Cookman	34	7	7	14	6		16	2	1	19		52	311	4	6	11	1	38	0	63	349	5	42.8	2-0	6-60	4-12	1-1	2-2	4-35	0-0	6:55	8:53	10:09	8:18	34:15	
at FIU	13	0	7	0	6		3	5	1	9		33	73	0	11	18	1	156	2	51	229	7	34.3	1-1	7-50	3-12	1-2	2-3	2-13	0-0	8:05	6:07	4:51	6:42	25:45	
Bethune-Cookman	6	0	0	6	0		13	4	1	18		56	182	1	8	17	1	60	0	73	242	8	39.1	2-0	8-59	9-18	0-0	1-1	1-4	0-0	12:06	6:07	9:02	8:44	35:59	
at Florida State	54	10	23	21	0		11	11	4	26		36	266	4	13	25	0	226	2	61	492	3	39.0	1-1	3-25	2-6	0-0	6-7	3-29	1-1	2:54	8:53	5:58	6:16	24:01	
Bethune-Cookman	21	0	7	7	7		17	6	0	23		58	241	2	14	19	0	168	1	77	409	3	29.7	1-0	7-67	5-14	3-5	2-4	4-36	0-1	6:12	8:55	8:07	14:22	37:36	
at Delaware State	7	7	0	0	0		2	14	0	16		18	10	0	19	33	2	213	1	51	223	5	34.8	1-1	4-50	5-9	0-0	1-1	5-45	0-0	8:48	6:05	6:53	0:38	22:24	
Bethune-Cookman	27	14	0	7	6		12	14	1	27		56	208	4	17	25	2	272	0	81	480	3	28.7	2-1	9-85	7-13	2-3	4-5	1-9	0-0	11:01	7:45	8:48	10:19	37:53	
at Howard	6	0	6	0	0		3	6	2	11		25	66	0	15	30	1	120	0	55	186	7	40.1	2-1	8-70	2-13	1-1	1-2	3-16	2-3	3:59	7:15	6:12	4:41	22:07	
Bethune-Cookman	48	21	21	0	6		16	9	0	25		42	273	6	15	23	1	192	1	65	465	3	37.7	3-3	8-55	4-10	1-2	5-7	4-17	0-0	5:59	7:27	7:01	6:28	26:55	
Savannah State	21	0	7	0	14		8	9	2	19		36	94	0	21	44	3	310	3	80	404	4	34.2	6-2	7-66	5-16	2-7	2-2	0-0	0-0	9:01	7:33	7:59	8:32	33:05	
Bethune-Cookman	14	7	7	0	0		7	11	0	18		47	85	1	12	16	0	220	1	63	305	6	40.0	1-1	11-111	6-13	0-1	2-4	1-2	0-0	9:24	7:54	7:51	9:52	35:01	
South Carolina State	3	0	0	0	3		2	5	4	11		27	65	0	12	24	2	78	0	51	143	3	37.0	2-1	9-81	6-13	0-2	1-3	7-53	1-2	5:36	7:06	7:09	5:08	24:59	
Bethune-Cookman																																				
at N.C. Central																																				
Bethune-Cookman																																				
Norfolk State																																				
Bethune-Cookman																																				
Hampton																																				
Bethune-Cookman																																				
vs. Florida A&M																																				

GAME-BY-GAME OFFENSIVE STARTERS

	WR	LT	LG	C	RG	RT	WR	WR	QB	RB	RB
at Tennessee St.	Poole	Monroe	Brown	Dorsey	Bladek	Kibler	Gordon	Cleckley	Waters	Virgin (TE)	White
Virginia Union	Poole	Monroe	Brown	Dorsey	Bladek	Kibler	Virgin (TE)	Cleckley	Wilson	Jackson	Jordan
at FIU	Poole	Monroe	Brown	Dorsey	Bladek	Kibler	Gordon	Cleckley	Williams	Virgin (TE)	Jordan
at Florida State	Poole	Monroe	Brown	Dorsey	Bladek	Kibler	Murphy (TE)	Cleckley	Williams	Virgin (TE)	Jordan
at Delaware St.	Poole	Monroe	Brown	Edouard	Bladek	Kibler	Gordon	Cleckley	Wilson	Murphy (TE)	Jordan
at Howard	Poole	Brown	Huff	Edouard	Bladek	Kibler	Gordon	Cleckley	Wilson	Carter (WR)	Jordan
Savannah State	Carter	Huff	Brown	Edouard	Bladek	Kibler	Gordon	Henderson (TE)	Williams	Jackson	White
S.C. State	Poole	Huff	Brown	Edouard	Bladek	Kibler	Gordon	Cleckley	Williams	Carter (WR)	Jackson
at N.C. Central											
Norfolk State											
Howard											
vs. Florida A&M											

GAME-BY-GAME DEFENSIVE STARTERS

	DE	DT	DT	DE	OLB	MLB	OLB	CB	S	S	CB
at Tennessee St.	L. Richardson	Toney	Brown	Williams	Marcellon	Fields	Smith	Burke	Richardson	Addison	Drayton
Virginia Union	L. Richardson	Toney	Barrow	Williams	Pryor	Fields	Smith	Burke	Addison	Wright	Finnie
at FIU	L. Richardson	Toney	Barrow	Williams	Marcellon	Fields	Smith	Burke	Addison	Drayton	Finnie
at Florida State	L. Richardson	Toney	Barrow	Williams	Marcellon	Fields	Smith	Burke	Addison	Wright	Finnie
at Delaware St.	L. Richardson	Toney	Knight	Williams	Dye (DL)	Marcellon	Finnie (DB)	Burke	Addison	Drayton	Hanks
at Howard	L. Richardson	Toney	Barrow	Dye	Dantzler	Fields	Williams	Burke	Addison	Drayton	Hanks
Savannah State	L. Richardson	Toney	Barrow	Dye	Dantzler	Fields	Williams	Burke	Addison	Drayton	J. Richardson
S.C. State	L. Richardson	Toney	Barrow	Williams	Dantzler	Fields	Marcellon	Burke	Addison	Drayton	Hanks
at N.C. Central											
Norfolk State											
Hampton											
vs. Florida A&M											

at Delaware State — defense came out with five lineman and five defensive backs

2013 STATISTICS (OVERALL: 7-1, MEAC: 4-0, HOME: 3-0, AWAY: 4-1)

GAME-BY-GAME PASSING

JACKIE WILSON	COMP	ATT	INT	PCT	YDS	TD	LG	SACKS	EFF	BRODRICK WATERS	COMP	ATT	INT	PCT	YDS	TD	LG	SACKS	EFF
at Tennessee State	7	12	0	58.3	54	1	15	1-4	123.6	at Tennessee State	3	8	1	37.5	44	0	33	0-0	58.70
Virginia Union	5	7	0	71.4	55	1	16	0-0	184.57	Virginia Union	4	8	0	50.0	54	1	22	0-0	147.95
at FIU	DNP									at FIU	DNP								
at Florida State	5	10	0	50.0	37	0	23	1-9	81.08	at Florida State	DNP								
at Delaware State	10	15	0	66.7	82	0	30	2-16	112.59	at Delaware State	DNP								
at Howard	7	10	1	70.0	103	0	21	0-0	136.52	at Howard	1	2	0	50.0	18	0	18	0-0	125.60
Savannah State	DNP									Savannah State	5	9	1	48.1	49	0	15	0-0	79.07
South Carolina State	DNP									South Carolina State	0	0	0	0.00	0	0	0	0-0	0.00
at North Carolina Central										at North Carolina Central									
Norfolk State										Norfolk State									
Hampton										Hampton									
vs. Florida A&M										vs. Florida A&M									

QUENTIN WILLIAMS	COMP	ATT	INT	PCT	YDS	TD	LG	SACKS	EFF
at Tennessee State	DNP								
Virginia Union	4	5	1	80.0	73	1	44	0-0	228.64
at FIU	6	11	1	54.5	38	0	13	2-13	65.38
at Florida State	3	7	1	42.9	23	0	15	2-20	41.89
at Delaware State	4	4	0	100.0	86	1	50	3-29	363.10
at Howard	9	13	1	69.2	151	0	36	3-16	151.42
Savannah State	10	14	0	71.4	143	1	34	0-0	180.80
South Carolina State	12	16	0	75.0	220	1	47	7-53	211.12
at North Carolina Central									
Norfolk State									
Hampton									
vs. Florida A&M									

GAME-BY-GAME RUSHING (No.-Yards-TDs)

	NO-YDS-TD	TSU	VUU	FIU	FSU	DSU	HOW	SSU	SCSU	NCCU	NSU	HAM	FAMU
Anthony Jordan	76-392-5	8-26-0	6-45-1	21-150-1	15-81-0	17-61-1	9-29-2	DNP	DNP				
Cary White	58-346-7	3-7-0	8-62-1	8-69-2	7-13-0	9-65-0	6-18-1	7-69-3	10-43-0				
Isidore Jackson	62-320-3	12-56-0	6-45-0	DNP	DNP	7-54-0	13-65-1	12-54-2	12-46-0				
Quentin Williams	75-186-4	DNP	4-32-1	13-69-1	7-11-0	12-13-1	10-13-0	5-49-0	24-(-1)-1				
Jackie Wilson	39-149-1	11-43-0	4-24-0	DNP	12-41-1	5-9-0	7-32-0	DNP	DNP				
Brodrick Waters	19-112-0	7-34-0	4-14-0	-	-	-	4-39-0	4-25-0	-				
Drexler Dixon	27-111-1	-	5-32-1	7-29-0	5-8-0	7-40-0	3-2-0	DNP	DNP				
Michael D. Jones	11-49-1	-	-	-	-	-	4-10-0	7-39-1	-				
Dre'Sean Nelson	7-37-0	DNP	DNP	DNP	DNP	DNP	-	7-37-0	-				
Malik Green	10-28-0	DNP	DNP	DNP	10-28-0	DNP	-	DNP	-				
D'Vontis Arnold	7-28-0	-	7-28-0	DNP	DNP	DNP	DNP	DNP	DNP				
Preston Cleckley	1-7-0	-	-	1-7-0	-	-	-	-	-				
Team	5-(-21)-0	1-(-4)-0	DNP	2-(-13)-0	DNP	1-(-1)-0	-	DNP	1-(-3)-0				

GAME-BY-GAME RECEIVING (No.-Yards-TDs)

	NO-YDS-TD	TSU	VUU	FIU	FSU	DSU	HOW	SSU	SCSU	NCCU	NSU	HAM	FAMU
Eddie Poole	22-435-1	3-16-0	1-44-0	1-13-0	3-46-0	4-103-1	4-68-0	1-15-0	5-130-0				
Jhomo Gordon	13-177-0	-	3-28-0	-	-	2-20-0	5-74-0	2-47-0	1-8-0				
Jontavious Carter	11-122-2	-	2-38-2	-	-	3-10-0	1-30-0	3-20-0	2-24-0				
Preston Cleckley	6-119-0	1-33-0	-	2-11-0	-	-	1-36-0	1-29-0	1-10-0				
Isidore Jackson	11-103-2	-	-	DNP	DNP	3-16-0	3-16-0	3-34-1	2-37-1				
Jordan Murphy	9-92-1	3-35-1	1-7-0	-	2-9-0	-	1-16-0	2-25-0	-				
Anthony Jordan	8-49-0	2-8-0	1-9-0	3-14-0	-	1-8-0	1-10-0	DNP	DNP				
Michael D. Jones	2-24-1	-	1-16-1	-	-	-	-	1-8-0	-				
Justin Henderson	1-22-0	-	DNP	-	-	-	1-22-0	-	-				
Cary White	3-21-0	1-6-0	-	-	-	-	-	1-4-0	1-11-0				
Jawill Davis	2-19-0	-	2-19-0	-	-	-	-	DNP	DNP				
Isaac Virgin	1-14-0	-	1-14-0	-	-	-	-	DNP	-				
Patrick Harris	1-11-0	DNP	DNP	DNP	DNP	1-11-0	-	-	-				
DeVonte Washington	1-10-0	DNP	DNP	DNP	DNP	DNP	DNP	1-10-0	DNP				
Ja-Quan Lumas	1-7-0	DNP	1-7-0	DNP	DNP	DNP	DNP	DNP	DNP				
Darian Baker	1-5-0	-	-	-	1-5-0	-	-	-	-				
Alex Monroe	1-0-0	-	-	-	1-0-0	-	-	-	-				
Chase Terry	1-0-0	-	DNP	-	1-0-0	-	-	-	-				

GAME-BY-GAME PUNTING

JONATHAN CAGLE	NO	YDS	AVG	LG	I20	TB	50+	60+
at Tennessee State	3	108	36.0	44	1	1	0	0
Virginia Union	-	-	-	-	-	-	-	-
at FIU	5	214	42.8	56	1	1	2	0
at Florida State	8	313	39.1	46	2	0	0	0
at Delaware State	3	89	29.7	45	1	0	0	0
at Howard	2	75	37.5	45	1	0	0	0
Savannah State	3	113	37.7	47	0	1	0	0
South Carolina State	6	240	40.0	60	3	0	1	1
at North Carolina Central								
Norfolk State								
Hampton								
vs. Florida A&M								

GAME-BY-GAME KICKING

JONATHAN CAGLE	PAT	ATT	PCT	FG	FGA	PCT	LG	PTS
at Tennessee State	0	1	.000	2	2	1.000	30	6
Virginia Union	7	8	.785	1	1	1.000	20	10
at FIU	4	5	.800	-	-	-	-	4
at Florida State	0	1	.000	-	-	-	-	0
at Delaware State	3	3	1.000	0	1	.000	-	3
at Howard	3	4	.750	-	-	-	-	3
Savannah State	6	7	.857	-	-	-	-	6
South Carolina State	2	2	1.000	-	-	-	-	2
at North Carolina Central								
Norfolk State								
Hampton								
vs. Florida A&M								



2013 STATISTICS (OVERALL: 7-1, MEAC: 4-0, HOME: 3-0, AWAY: 4-1)

GAME-BY-GAME TACKLES (UT-AT-TT)

	UT-AT-TT	TSU	VUU	FIU	FSU	DSU	HOW	SSU	SCSU	NCCU	NSU	HAM	FAMU
Jarkevis Fields	28-33-61	6-4	3-4	2-4	1-1	2-3	8-1	1-6	5-10				
Nick Addison	20-17-37	4-1	2-2	2-3	1-6	0-1	5-0	0-3	6-1				
LeBrandon Richardson	18-12-30	8-2	0-2	1-1	-	0-4	2-1	7-1	0-1				
Tavarus Dantzler	16-11-27	-	5-1	2-1	0-1	0-1	4-0	2-1	3-6				
Tevin Toney	13-14-27	5-2	1-3	1-1	0-1	1-3	2-1	1-2	2-1				
Marquis Drayton	10-14-24	2-0	-	2-3	5-6	0-3	1-0	0-1	0-1				
Ralph Williams	10-12-22	3-1	0-5	DNP	2-2	2-3	2-0	1-1	-				
Nesly Marcellon	9-12-21	4-1	0-6	3-1	2-1	0-2	-	-	0-1				
Thomas Finnie	12-7-19	2-1	0-1	3-0	1-0	2-5	-	3-0	1-0				
Rony Barrow	9-10-19	2-0	1-1	4-0	-	0-2	0-1	1-3	1-3				
Donald Smith	6-11-17	1-0	2-4	2-3	0-2	-	1-0	-	0-2				
Tim Burke	10-7-17	2-0	2-2	2-0	1-1	1-3	1-0	0-1	1-0				
Jocelyn Borgella	11-6-17	1-0	2-2	-	3-0	1-0	-	4-2	0-2				
Dyron Dye	10-6-16	1-0	3-3	1-0	-	2-2	2-1	-	1-0				
Dion Hanks	10-4-14	-	-	1-1	2-2	6-1	-	1-0	-				
Rakeem Knight	6-7-13	1-1	1-0	0-1	1-1	0-1	1-1	0-1	2-1				
Erik Williams	5-7-12	-	1-0	1-1	1-2	0-1	-	1-1	1-2				
Branden Bryant	10-1-11	1-0	1-0	-	5-0	-	0-1	3-0	-				
Terry Harden	7-2-9	-	2-1	1-0	1-0	-	1-0	1-0	1-1				
Michael D. Jones	5-3-8	1-1	1-2	2-0	-	-	1-0	-	-				
Jameson Wright	4-4-8	1-0	1-3	-	-	2-0	0-1	-	DNP				
Theodore Howard	3-5-8	-	2-5	-	1-0	-	-	-	-				
Jarontay Jones	3-5-8	DNP	1-1	0-1	1-0	-	1-0	0-3	-				
Rahdeese Alcutt	2-5-7	-	0-3	1-0	-	-	DNP	1-2	-				
Mark Brown	1-5-6	DNP	DNP	0-1	-	DNP	1-1	0-3	DNP				
Dre'Sean Nelson	2-4-6	DNP	DNP	DNP	DNP	DNP	0-1	1-2	1-1				
Brandin Hudson	1-5-6	DNP	1-2	DNP	-	DNP	-	0-3	-				
Brian Bruton	2-3-5	DNP	0-2	1-0	-	DNP	-	1-1	DNP				
Drexler Dixon	4-0-4	-	2-0	2-0	-	-	-	DNP	DNP				
Jonathan Cagle	2-2-4	-	0-1	1-0	-	-	-	-	1-1				
Dwayne Montgomery	2-2-4	-	0-1	-	-	-	1-0	1-1	-				
Ky're Simmons	1-2-3	DNP	DNP	DNP	-	DNP	-	1-2	-				
Justin Henderson	0-3-3	0-1	DNP	-	-	0-1	-	0-1	-				
Eddie Poole	2-0-2	-	-	-	-	-	1-0	1-0	-				
Ty're Simmons	2-0-2	DNP	1-0	DNP	-	-	-	1-0	DNP				
Arlen McCray-Nibbs	1-1-2	-	DNP	-	-	-	1-0	0-1	-				
Junior Estelus	1-1-2	-	1-1	DNP	DNP	-	DNP	DNP	DNP				
Joshua Richardson	2-0-2	-	-	1-0	-	-	-	1-0	-				
Preston Cleckley	2-0-2	-	1-0	-	-	-	1-0	-	-				
Tyree Green	1-0-1	-	DNP	1-0	-	DNP	-	DNP	DNP				
Frank Thomas	1-0-1	-	DNP	-	-	-	DNP	-	1-0				
Isidore Jackson	1-0-1	-	-	DNP	DNP	-	1-0	-	-				
Andrew Ferris	1-0-1	-	DNP	1-0	-	-	-	-	-				
D'Vontis Arnold	0-1-1	0-1	-	DNP	DNP	DNP	DNP	DNP	DNP				
Quentin Williams	1-0-1	DNP	-	-	-	-	1-0	-	-				
Isaac Virgin	1-0-1	1-0	-	-	-	-	-	DNP	-				
Gerard Fulton	0-1-1	DNP	DNP	DNP	DNP	DNP	DNP	0-1	DNP				

GAME-BY-GAME TACKLES FOR LOSS (TFL-YDS)

	TFL-YDS	TSU	VUU	FIU	FSU	DSU	HOW	SSU	SCSU	NCCU	NSU	HAM	FAMU
LeBrandon Richardson	7.5-28	1.0-5	1.0-5	0.5-0	-	1.0-6	-	4.0-12	-				
Dyron Dye	6.0-33	-	2.5-12	-	-	1.0-9	1.5-10	-	1.0-2				
Tevin Toney	5.5-28	2.0-6	1.0-2	-	-	1.0-16	-	1.5-4	-				
Nesly Marcellon	5.5-26	2.0-10	0.5-4	2.0-9	0.5-1	-	-	-	0.5-2				
Rony Barrow	5.0-15	-	-	2.0-11	-	0.5-2	0.5-0	1.0-1	1.0-1				
Tavarus Dantzler	5.0-9	-	-	-	-	-	3.0-5	-	2.0-4				
Jarkevis Fields	4.5-22	1.0-10	-	-	-	1.5-8	1.0-2	-	1.0-2				
Branden Bryant	4.0-32	-	1.0-17	-	1.0-4	-	-	2.0-11	-				
Erik Williams	3.5-22	-	1.0-3	1.0-16	0.5-1	-	-	-	1.0-2				
Thomas Finnie	2.5-10	1.0-4	-	-	-	1.5-6	-	-	-				
Nick Addison	2.5-6	-	-	1.5-2	-	-	-	0.5-4	0.5-0				
Ralph Williams	2.0-8	-	-	DNP	1.0-6	1.0-2	-	-	-				
Rakeem Knight	2.0-3	-	1.0-1	0.5-1	-	0.5-1	-	-	-				
Dwayne Montgomery	1.0-1	-	-	-	-	-	-	1.0-1	-				
Brian Bruton	0.5-1	DNP	0.5-1	-	-	DNP	-	-	DNP				
Dion Hanks	0.5-1	-	-	0.5-1	-	-	-	-	-				
Theodore Howard	0.5-1	-	0.5-1	-	-	-	-	-	-				
Junior Estelus	0.5-1	-	0.5-1	DNP	DNP	-	DNP	DNP	DNP				
Brandin Hudson	0.5-0	DNP	0.5-0	DNP	-	DNP	-	-	-				

GAME-BY-GAME SACKS (SACKS-YDS)

	SACKS-YDS	TSU	VUU	FIU	FSU	DSU	HOW	SSU	SCSU	NCCU	NSU	HAM	FAMU
Dyron Dye	4.0-30	-	2.0-12	-	-	1.0-9	1.0-9	-	-				
Rony Barrow	3.0-12	-	-	2.0-11	-	-	-	1.0-1	-				
LeBrandon Richardson	3.0-16	1.0-5	-	-	-	1.0-6	-	1.0-5	-				
Branden Bryant	3.0-15	-	-	-	1.0-4	-	-	2.0-11	-				
Nesly Marcellon	2.0-17	1.0-9	-	1.0-8	-	-	-	-	-				
Jarkevis Fields	1.5-14	1.0-10	-	-	-	0.5-4	-	-	-				
Thomas Finnie	1.0-4	1.0-4	-	-	-	-	-	-	-				
Erik Williams	1.0-16	-	-	1.0-16	-	-	-	-	-				
Tavarus Dantzler	1.0-2	-	-	-	-	-	-	-	1.0-2				
Tevin Toney	1.0-16	-	-	-	-	1.0-16	-	-	-				
Rakeem Knight	0.5-1	-	-	-	-	0.5-1	-	-	-				

2013 STATISTICS (OVERALL: 7-1, MEAC: 4-0, HOME: 3-0, AWAY: 4-1)

SCORING DRIVES

OPPONENT	PLAYS	YDS	DRIVE		QTR/	DRIVE	PLAY
			TIME	CLOCK			
at Tennessee State	10	59	4:57	1st/7:13	BC37	Cagle 21 FG	
at Tennessee State	9	28	3:52	1st/2:08	TS41	Cagle 30 FG	
at Tennessee State	12	71	5:44	4th/5:01	BC29	Murphy 6 pass from Wilson	
Virginia Union	7	13	2:37	1st/9:47	VU16	Cagle 20 FG	
Virginia Union				1st/5:39		E. Williams 41 interception return	
Virginia Union	4	46	0:26	1st/0:19	VU46	Q. Williams 5 run	
Virginia Union	6	68	1:47	2nd/6:09	BC32	White 1 run	
Virginia Union				2nd/5:53		Addison 38 interception return	
Virginia Union	3	45	1:07	2nd/3:32	VU45	Jordan 20 run	
Virginia Union	11	75	3:35	3rd/11:25	BC25	Carter 16 pass from Wilson	
Virginia Union	8	65	2:39	3rd/3:05	BC35	Carter 22 pass from Waters	
Virginia Union	7	45	2:45	4th/6:21	VU45	Dixon 12 run	
Virginia Union	4	50	1:56	4th/2:11	50	M.D. Jones 16 pass from Williams	
at FIU	4	91	1:28	1st/11:27	BC9	Jordan 58 run	
at FIU	11	66	4:53	2nd/1:58	BC34	White 5 run	
at FIU	13	81	7:14	3rd/7:46	BC19	Q. Williams 15 run	
at FIU	3	49	1:28	3rd/4:01	FI49	White 43 run	
at FIU				4th/14:38		Burke 92 interception return	
at Florida State	12	75	5:18	3rd/8:21	FS25	Wilson 7 run	
at Delaware State	10	75	4:13	2nd/9:14	BC25	Jordan 3 run	
at Delaware State	6	50	3:16	3rd/6:02	50	Q. Williams 31 run	
at Delaware State	11	87	7:37	4th/4:40	BC13	Poole 15 pass from Williams	
at Howard	10	76	4:35	1st/9:06	BC24	Jordan 4 run	
at Howard	3	25	1:25	1st/7:00	HU25	Jordan 11 run	
at Howard	10	61	5:00	3rd/4:07	BC39	Jackson 13 run	
at Howard	12	75	4:58	4th/10:14	BC25	White 5 run	
Savannah State	1	16	0:08	1st/12:53	SS16	Jackson 16 pass from Williams	
Savannah State	9	63	3:58	1st/7:25	BC37	White 1 run	
Savannah State	5	61	1:53	1st/1:15	BC39	White 24 run	
Savannah State	7	61	3:02	2nd/11:07	BC39	White 12 run	
Savannah State	1	2	0:04	2nd/6:23	SS2	Jackson 2 run	
Savannah State	5	65	2:24	2nd/0:54	BC35	Jackson 2 run	
Savannah State	6	55	1:37	4th/11:40	BC45	M. Jones 27 run	
S.C. State	9	81	4:19	1st/5:19	BC19	Jackson 4 pass from Williams	
S.C. State	9	54	4:29	2nd/8:40	BC46	Q. Williams 6 run	
AVERAGE DRIVE	7.4	57.3	3:17				

DRIVES SUPERLATIVES

MOST PLAYS:	13 at FIU	FEWEST PLAYS:	1, twice
MOST YARDS:	91 at FIU	FEWEST YARDS:	(-1) at Tennessee State
LONGEST TIME:	7:37 at Delaware State	SHORTEST TIME:	0:04 vs. Savannah State

LONG PLAYS (25-plus yards from scrimmage)

YDS	PLAY	OPPONENT (QTR)
58	Anthony Jordan run (TD)	at FIU (1st)
50	Eddie Poole pass from Quentin Williams	at Delaware State (4th)
47	Isidore Jackson run	Virginia Union (2nd)
47	Eddie Poole pass from Quentin Williams	South Carolina State (1st)
44	Eddie Poole pass from Quentin Williams	Virginia Union (1st)
43	Cary White run (TD)	at FIU (3rd)
38	Eddie Poole pass from Quentin Williams	South Carolina State (4th)
36	Preston Cleckley pass from Quentin Williams	at Howard (2nd)
34	Jhomo Gordon pass from Quentin Williams	Savannah State (2nd)
33	Preston Cleckley pass from Brodrick Waters	at Tennessee State (1st)
33	Isidore Jackson pass from Quentin Williams	South Carolina State (1st)
31	Quentin Williams run (TD)	at Delaware State (3rd)
30	Eddie Poole pass from Jackie Wilson	at Delaware State (2nd)
30	Jontavious Carter pass from Quentin Williams	at Howard (4th)
29	Preston Cleckley pass from Quentin Williams	Savannah State (2nd)
27	Michael D. Jones run	Savannah State (4th)

RED ZONE

	SCORE	TIMES IN		POINTS	TDS	RUSH		PASS	TDS	FGS	FGA		FAILED TO SCORE INSIDE 20				
		RED ZONE	SCORES			TDS	TDS	TDS			FGA	FGA	DOWNS	INT	FUM	HALF	GAME
at Tennessee State	12-9	3	3	12	1	0	0	1	0	2	0	0	0	0	0	0	0
Virginia Union	66-7	8	7	44	6	4	4	2	0	1	0	0	1	0	0	0	0
at FIU	34-13	2	2	14	2	2	2	0	0	0	0	0	0	0	0	0	0
at Florida State	6-54	1	1	6	1	1	1	0	0	0	0	0	0	0	0	0	0
at Delaware State	21-7	4	2	14	2	1	1	1	0	0	1	1	1	0	0	0	0
at Howard	27-6	5	4	27	4	4	4	0	0	0	0	0	1	0	0	0	0
Savannah State	48-21	7	5	35	5	4	4	1	0	0	0	0	0	1	1	0	0
South Carolina State	14-3	4	2	14	2	1	1	1	0	0	0	0	1	0	0	1	0
TOTALS		34	26	166	23	17	17	6	3	1	4	1	4	1	1	1	0
OPPONENTS		22	17	98	12	5	7	7	5	1	0	1	3	0	3	0	0

SEASON PCT. (OVERALL): 26 of 34 (76.5%)
SEASON PCT. (TDS): 23 of 34 (67.7%)
SEASON PCT. (FGS): 3 of 34 (8.8%)
SEASON PCT. (NO SCORE): 8 of 34 (23.5%)

2013 STATISTICS (OVERALL: 7-1, MEAC: 4-0, HOME: 3-0, AWAY: 4-1)

BETHUNE-COOKMAN INDIVIDUAL GAME HIGHS

Rushes	24	Quentin Williams vs South Carolina State (Oct 26, 2013)
Yards Rushing	150	Anthony Jordan at FIU (Sep 14, 2013)
TD Rushes	3	Cary White vs Savannah State (Oct 19, 2013)
Long Rush	58	Anthony Jordan at FIU (Sep 14, 2013)
Pass attempts	16	Quentin Williams vs South Carolina State (Oct 26, 2013)
Pass completions	12	Quentin Williams vs South Carolina State (Oct 26, 2013)
Yards Passing	220	Quentin Williams vs South Carolina State (Oct 26, 2013)
TD Passes	1	Jackie Wilson at Tennessee State (Sep 01, 2013)
		Jackie Wilson vs Virginia Union (Sep 07, 2013)
		Brodrick Waters vs Virginia Union (Sep 07, 2013)
		Quentin Williams vs Virginia Union (Sep 07, 2013)
		Quentin Williams at Delaware State (Oct 05, 2013)
		Quentin Williams vs Savannah State (Oct 19, 2013)
		Quentin Williams vs South Carolina State (Oct 26, 2013)
Long Pass	50	Quentin Williams at Delaware State (Oct 05, 2013)
Receptions	5	Jhomo Gordon at Howard (Oct 12, 2013)
		Eddie Poole vs South Carolina State (Oct 26, 2013)
Yards Receiving	130	Eddie Poole vs South Carolina State (Oct 26, 2013)
TD Receptions	2	Jontavious Carter vs Virginia Union (Sep 07, 2013)
Long Reception	50	Eddie Poole at Delaware State (Oct 05, 2013)
Field Goals	2	Jonathan Cagle at Tennessee State (Sep 01, 2013)
Long Field Goal	30	Jonathan Cagle at Tennessee State (Sep 01, 2013)
Punts	8	Jonathan Cagle at Florida State (Sep 21, 2013)
Long Punt	60	Jonathan Cagle vs South Carolina State (Oct 26, 2013)
Long Punt Return	42	Preston Cleckley vs Savannah State (Oct 19, 2013)
Long Kickoff Return	41	Darian Baker at Tennessee State (Sep 01, 2013)
Tackles	14	Jarkevis Fields vs South Carolina State (Oct 26, 2013)
Sacks	2.0	Dyron Dye vs Virginia Union (Sep 07, 2013)
		Rony Barrow at FIU (Sep 14, 2013)
		Branden Bryant vs Savannah State (Oct 19, 2013)
Tackles For Loss	4.0	LeBrandon Richardson vs Savannah State (Oct 19, 2013)
Interceptions	1	Nick Addison vs Virginia Union (Sep 07, 2013)
		Joshua Richardson vs Virginia Union (Sep 07, 2013)
		Erik Williams vs Virginia Union (Sep 07, 2013)
		Tim Burke at FIU (Sep 14, 2013)
		Nick Addison at Delaware State (Oct 05, 2013)
		Joshua Richardson at Delaware State (Oct 05, 2013)
		Jarkevis Fields at Howard (Oct 12, 2013)
		Jarkevis Fields vs Savannah State (Oct 19, 2013)
		Jocelyn Borgella vs Savannah State (Oct 19, 2013)
		Tim Burke vs Savannah State (Oct 19, 2013)
		Nick Addison vs South Carolina State (Oct 26, 2013)
		Marquis Drayton vs South Carolina State (Oct 26, 2013)

BETHUNE-COOKMAN TEAM GAME HIGHS

Rushes	58	at Delaware State (Oct 05, 2013)
Yards Rushing	311	at FIU (Sep 14, 2013)
Yards Per Rush	6.5	vs Savannah State (Oct 19, 2013)
TD Rushes	6	vs Savannah State (Oct 19, 2013)
Pass attempts	25	at Howard (Oct 12, 2013)
Pass completions	17	at Howard (Oct 12, 2013)
Yards Passing	272	at Howard (Oct 12, 2013)
Yards Per Pass	13.8	vs South Carolina State (Oct 26, 2013)
TD Passes	3	vs Virginia Union (Sep 07, 2013)
Total Plays	81	at Howard (Oct 12, 2013)
Total Offense	480	at Howard (Oct 12, 2013)
Yards Per Play	7.2	vs Virginia Union (Sep 07, 2013)
Points	66	vs Virginia Union (Sep 07, 2013)
Sacks By	4	at Tennessee State (Sep 01, 2013)
		at FIU (Sep 14, 2013)
		at Delaware State (Oct 05, 2013)
		vs Savannah State (Oct 19, 2013)
First Downs	27	at Howard (Oct 12, 2013)
Penalties	11	vs South Carolina State (Oct 26, 2013)
Penalty Yards	111	vs South Carolina State (Oct 26, 2013)
Turnovers	4	vs Savannah State (Oct 19, 2013)
Interceptions By	3	vs Virginia Union (Sep 07, 2013)
		vs Savannah State (Oct 19, 2013)
Punts	8	at Florida State (Sep 21, 2013)
Long Punt	60	vs South Carolina State (Oct 26, 2013)
Long Punt Return	42	vs Savannah State (Oct 19, 2013)

OPPONENT INDIVIDUAL GAME HIGHS

Rushes	20	Justin Taylor, vs South Carolina State (Oct 26, 2013)
Yards Rushing	112	Devonta Freeman, at Florida State (Sep 21, 2013)
TD Rushes	2	Karlos Williams, at Florida State (Sep 21, 2013)
Long Rush	35	Karlos Williams, at Florida State (Sep 21, 2013)
Pass attempts	36	Antonio Bostick, vs Savannah State (Oct 19, 2013)
Pass completions	19	Cory Murphy, at Delaware State (Oct 05, 2013)
Yards Passing	213	Cory Murphy, at Delaware State (Oct 05, 2013)
TD Passes	2	Jameis Winston, at Florida State (Sep 21, 2013)
		Antonio Bostick, vs Savannah State (Oct 19, 2013)
Long Pass	76	Leon Prunty, vs Savannah State (Oct 19, 2013)
Receptions	7	Tyler McDonald, vs South Carolina State (Oct 26, 2013)
Yards Receiving	125	T.J. Lowder, at FIU (Sep 14, 2013)
TD Receptions	1	T.J. Lowder, at FIU (Sep 14, 2013)
		Jonnu Smith, at FIU (Sep 14, 2013)
		Rashad Greene, at Florida State (Sep 21, 2013)
		Kelvin Benjamin, at Florida State (Sep 21, 2013)
		Malik Golson, at Delaware State (Oct 05, 2013)
		Simon Heyward, vs Savannah State (Oct 19, 2013)
		Edward Lackey, vs Savannah State (Oct 19, 2013)
		Jake Durham, vs Savannah State (Oct 19, 2013)
Long Reception	76	Simon Heyward, vs Savannah State (Oct 19, 2013)
Field Goals	3	Jamin Godfrey, at Tennessee State (Sep 01, 2013)
Long Field Goal	45	Roberto Aguayo, at Florida State (Sep 21, 2013)
Punts	7	John Fleck, at Howard (Oct 12, 2013)
Punting Avg	42.0	Jamin Godfrey, at Tennessee State (Sep 01, 2013)
Long Punt	58	Jake Medlock, at FIU (Sep 14, 2013)
Punts inside 20	2	Marco Kano, at Delaware State (Oct 05, 2013)
		Nick Belcher, vs South Carolina State (Oct 26, 2013)
Long Punt Return	53	Darius Drummond, vs South Carolina State (Oct 26, 2013)
Long Kickoff Return	56	Clinton Taylor, at FIU (Sep 14, 2013)
Tackles	16	Joe Thomas, vs South Carolina State (Oct 26, 2013)
Sacks	1.5	Rodney Gunter, at Delaware State (Oct 05, 2013)
		Gresham-Chisolm, at Howard (Oct 12, 2013)
Tackles For Loss	3.5	Gresham-Chisolm, at Howard (Oct 12, 2013)
Interceptions	1	David Van Dyke, at Tennessee State (Sep 01, 2013)
		Joseph Blanks, vs Virginia Union (Sep 07, 2013)
		Sam Miller, at FIU (Sep 14, 2013)
		Telvin Smith, at Florida State (Sep 21, 2013)
		Cameron Alston, at Howard (Oct 12, 2013)
		A. Olatunji, at Howard (Oct 12, 2013)
		John Wilson, vs Savannah State (Oct 19, 2013)

OPPONENT TEAM GAME HIGHS

Rushes	45	vs Virginia Union (Sep 07, 2013)
Yards Rushing	266	at Florida State (Sep 21, 2013)
Yards Per Rush	7.4	at Florida State (Sep 21, 2013)
TD Rushes	4	at Florida State (Sep 21, 2013)
Pass attempts	44	vs Savannah State (Oct 19, 2013)
Pass completions	21	vs Savannah State (Oct 19, 2013)
Yards Passing	310	vs Savannah State (Oct 19, 2013)
Yards Per Pass	9.0	at Florida State (Sep 21, 2013)
TD Passes	3	vs Savannah State (Oct 19, 2013)
Total Plays	80	vs Savannah State (Oct 19, 2013)
Total Offense	492	at Florida State (Sep 21, 2013)
Yards Per Play	8.1	at Florida State (Sep 21, 2013)
Points	54	at Florida State (Sep 21, 2013)
Sacks By	7	vs South Carolina State (Oct 26, 2013)
First Downs	26	at Florida State (Sep 21, 2013)
Penalties	9	vs South Carolina State (Oct 26, 2013)
Penalty Yards	74	vs Virginia Union (Sep 07, 2013)
Turnovers	5	vs Savannah State (Oct 19, 2013)
Interceptions By	2	at Howard (Oct 12, 2013)
Punts	7	at FIU (Sep 14, 2013)
		at Howard (Oct 12, 2013)
Punting Avg	40.1	at Howard (Oct 12, 2013)
Long Punt	58	at FIU (Sep 14, 2013)
Punts inside 20	2	at FIU (Sep 14, 2013)
		at Delaware State (Oct 05, 2013)
		vs South Carolina State (Oct 26, 2013)
Long Punt Return	53	vs South Carolina State (Oct 26, 2013)

PARTICIPATION

NO	GP/GS	PLAYER	TSU	VUU	FIU	FSU	DSU	HOW	SSU	SCS	NCC	NSU	HAM	FAM
7	8/8	Nick Addison	START	START	START	START	START	START	START	START				
23	7/-	Rahdeese Alcutt	XXX	XXX	XXX	XXX	XXX	...	XXX	XXX				
32	2/-	D'Vontis Arnold	XXX	XXX				
84	8/-	Darian Baker	XXX	XXX	XXX	XXX	XXX	XXX	XXX	XXX				
56	8/6	Rony Barrow	XXX	START	START	START	XXX	START	START	START				
77	8/8	Dariusz Bladek	START	START	START	START	START	START	START	START				
20	8/-	Jocelyn Borgella	XXX	XXX	XXX	XXX	XXX	XXX	XXX	XXX				
97	4/-	Mark Brown	XXX	XXX	...	XXX	XXX	...				
53	8/7	Rashard Brown	START	XXX	START	START	START	START	START	START				
92	5/-	Brian Bruton	...	XXX	XXX	XXX	...	XXX	XXX	...				
44	8/-	Branden Bryant	XXX	XXX	XXX	XXX	XXX	XXX	XXX	XXX				
21	8/8	Tim Burke	START	START	START	START	START	START	START	START				
47	8/-	Jonathan Cagle	XXX	XXX	XXX	XXX	XXX	XXX	XXX	XXX				
15	8/3	Jontavious Carter	XXX	XXX	XXX	XXX	XXX	START	START	START				
12	8/7	Preston Cleckley	START	START	START	START	START	START	XXX	START				
9	8/3	Tavarus Dantzler	XXX	XXX	XXX	XXX	XXX	START	START	START				
87	6/-	Jawill Davis	XXX	XXX	XXX	XXX	XXX	XXX				
28	6/-	Drexler Dixon	XXX	XXX	XXX	XXX	XXX	XXX				
54	6/2	Brian Dorsey	START	START	XXX	XXX	...	XXX	XXX	...				
36	8/6	Marquis Drayton	START	XXX	START	XXX	START	START	START	START				
49	8/3	Dyron Dye	XXX	XXX	XXX	XXX	START	START	START	START				
62	8/7	Andrew Edouard	XXX	START	START	START	START	START	START	START				
98	3/-	Junior Estelus	XXX	XXX	XXX				
58	7/-	Andrew Ferris	XXX	...	XXX	XXX	XXX	XXX	XXX	XXX				
1	8/7	Jarkevis Fields	START	START	START	START	XXX	START	START	START				
8	8/4	Thomas Finnie	XXX	START	START	START	START	XXX	XXX	XXX				
46	1/-	Gerard Fulton	XXX	...				
17	8/6	Jhomo Gordon	START	XXX	START	XXX	START	START	START	START				
38	3/-	Malik Green	XXX	...	XXX	...	XXX				
80	4/-	Tyree Green	XXX	...	XXX	XXX	...	XXX				
29	8/3	Dion Hanks	XXX	XXX	XXX	XXX	START	START	XXX	START				
31	8/-	Terry Harden	XXX	XXX	XXX	XXX	XXX	XXX	XXX	XXX				
88	4/-	Patrick Harris	XXX	XXX	XXX	XXX				
6	7/1	Justin Henderson	XXX	...	XXX	XXX	XXX	XXX	XXX	START				
13	8/-	Theodore Howard	XXX	XXX	XXX	XXX	XXX	XXX	XXX	XXX				
59	5/-	Brandin Hudson	...	XXX	...	XXX	...	XXX	XXX	XXX				
57	5/3	Trevin Huff	XXX	XXX	START	START	START				
2	6/3	Isidore Jackson	XXX	START	XXX	XXX	XXX	START				
48	7/-	Jarontay Jones	...	XXX	XXX	XXX	XXX	XXX	XXX	XXX				
19	8/-	Michael D. Jones	XXX	XXX	XXX	XXX	XXX	XXX	XXX	XXX				
74	4/-	Michael J. Jones	XXX	XXX	...	XXX	XXX	...				
4	6/5	Anthony Jordan	XXX	START	START	START	START	START				
70	5/-	Josue Joseph	XXX	XXX	XXX	XXX	XXX				
65	8/8	Anthony Kibler	START	START	START	START	START	START	START	START				
93	8/1	Rakeem Knight	XXX	XXX	XXX	XXX	START	XXX	XXX	XXX				
86	1/-	Ja-Quan Lumas	...	XXX				
41	8/5	Nesly Marcellon	START	XXX	START	START	START	XXX	XXX	START				
51	7/-	Arlen McCray-Nibbs	XXX	...	XXX	XXX	XXX	XXX	XXX	XXX				
68	8/5	Alex Monroe	START	START	START	START	START	XXX	XXX	XXX				
99	8/-	Dwayne Montgomery	XXX	XXX	XXX	XXX	XXX	XXX	XXX	XXX				
66	4/-	Dazzie Morris	XXX	...	XXX	XXX	XXX				
83	8/2	Jordan Murphy	XXX	XXX	XXX	START	START	XXX	XXX	XXX				
24	3/-	Dre'Sean Nelson	XXX	XXX	XXX				
3	8/7	Eddie Poole	START	START	START	START	START	START	XXX	START				
25	1/1	Nathaniel Pryor	...	START				
22	8/2	Joshua Richardson	START	XXX	XXX	XXX	XXX	XXX	START	XXX				
50	8/8	LeBrandon Richardson	START	START	START	START	START	START	START	START				
34	4/-	Ky're Simmons	XXX	...	XXX	XXX	XXX				
33	5/-	Ty're Simmons	...	XXX	...	XXX	XXX	XXX	XXX	...				
16	8/4	Donald Smith	START	START	START	START	XXX	XXX	XXX	XXX				
85	7/-	Chase Terry	XXX	...	XXX	XXX	XXX	XXX	XXX	XXX				
81	6/-	Frank Thomas	XXX	...	XXX	XXX	XXX	...	XXX	XXX				
30	1/-	Jamaruz Thompkins	XXX				
91	8/8	Tevin Toney	START	START	START	START	START	START	START	START				
18	7/4	Isaac Virgin	START	START	START	START	XXX	XXX	...	XXX				
82	1/-	DeVonte Washington	XXX	...				
11	8/1	Brodrick Waters	START	XXX	XXX	XXX	XXX	XXX	XXX	XXX				
26	8/2	Cary White	START	XXX	XXX	XXX	XXX	XXX	START	XXX				
43	8/6	Erik Williams	START	START	START	START	START	XXX	XXX	START				
14	7/4	Quentin Williams	...	XXX	START	START	XXX	XXX	START	START				
42	7/2	Ralph Williams, Jr.	XXX	XXX	...	XXX	XXX	START	START	XXX				
5	5/3	Jackie Wilson	XXX	START	...	XXX	START	START				
10	7/2	Jameson Wright	XXX	START	XXX	START	XXX	XXX	XXX	...				



2013 BETHUNE-COOKMAN WILDCATS ROSTER

ALPHABETICAL ROSTER

NO	NAME	POS
7	Nick Addison	DB
23	Rahdeese Alcutt	LB
79	David Armstrong	OL
32	D'Vontis Arnold	RB
84	Darian Baker	WR
56	Rony Barrow	DL
77	Dariusz Bladek	OL
20	Jocelyn Borgella, Jr.	DB
19	Larry Brihm	QB
89	Frank Brown	WR
97	Mark Brown	DL
53	Rashard Brown	OL
92	Brian Bruton	DL
44	Branden Bryant	DE
21	Tim Burke	DB
47	Jonathan Cagle	P/K
15	Jontavious Carter	WR
61	Kerry Carter	OL
12	Preston Cleckley	WR
94	Jamal Cooper	DL
9	Tavarus Dantzler	LB
87	Jawill Davis	WR
28	Drexler Dixon	RB
54	Brian Dorsey	OL
36	Marquis Drayton	DB
49	Dyron Dye	DL
62	Andrew Edouard	OL
98	Junior Estelus	DL
16	Atreyu Farrior	QB
58	Andrew Ferris	LS
1	Jarkevis Fields	LB
8	Thomas Finnie	DB
46	Gerard Fulton	DB
17	Jhomo Gordon	WR
38	Malik Green	RB
80	Tyree Green	WR
29	Dion Hanks	DB
31	Terry Harden	DB
88	Patrick Harris	WR
96	Spencer Harris	DL
6	Justin Henderson	TE
73	Uriah Horne	OL
13	Theodore Howard	DB
59	Brandin Hudson	DE
57	Trevin Huff	OL
2	Isidore Jackson	RB
48	Jarontay Jones	DE
27	Michael D. Jones	WR
74	Michael J. Jones	OL
4	Anthony Jordan	RB
70	Josue Joseph	OL
90	Samuel Kelly	DL
65	Anthony Kibler	OL
93	Rakeem Knight	DL
67	William Koen III	OL
55	Angel LoCicero	LB
86	Ja-Quan Lumas	WR
41	Nesley Marcellon	LB
51	Arlen McCray-Nibbs	LB
35	Andre Miller	DB
68	Alex Monroe	OL
99	Dwayne Montgomery	DL
66	Dazzie Morris	OL
83	Jordan Murphy	TE
24	Dre'Sean Nelson	RB
71	Phillip Norman	OL

NUMERICAL ROSTER

NO	NAME	POS	HT	WT	CL-EXP	HOMETOWN / HIGH SCHOOL (PREVIOUS SCHOOL)
1	Jarkevis Fields	LB	6-0	230	Sr.-3L	Sanford, Fla./Seminole HS
2	Isidore Jackson	RB	5-10	205	Sr.-3L	Mossy Head, Fla./Walton HS
3	Eddie Poole	WR	6-4	195	Sr.-3L	Belle Glade, Fla./Glades Central HS (Rutgers)
4	Anthony Jordan	RB	6-0	220	Jr.-2L	Atlanta, Ga./North Atlanta HS
5	Jackie Wilson	QB	6-0	210	Sr.-3L	Ft. Lauderdale, Fla./Boyd Anderson HS (Utah State)
6	Justin Henderson	TE	6-2	240	Jr.-TR	North Little Rock, Ark./North Little Rock HS (Memphis)
7	Nick Addison	DB	6-2	180	Jr.-2L	Tampa, Fla./Spoto HS
8	Thomas Finnie	DB	5-10	185	Jr.-TR	Miami, Fla./Miami Central HS (Miami)
9	Tavarus Dantzler	LB	6-3	225	Sr.-2L	Homestead, Fla./Homestead HS (North Carolina Tech Prep)
10	Jameson Wright	DB	6-1	190	Jr.-TR	Ft. Pierce, Fla./Westwood HS (Wisconsin)
11	Brodrick Waters	QB	5-11	195	Sr.-2L	Sarasota, Fla./Booker HS (Louisiana Tech)
12	Preston Cleckley	WR	5-8	170	Sr.-3L	Delray Beach, Fla./Atlantic HS
13	Theodore Howard	DB	5-11	175	Sr.-TR	Ft. Meade, Fla./Ft. Meade HS (Florida Atlantic)
14	Quentin Williams	QB	6-0	190	Jr.-1L	Tampa, Fla./Jefferson HS
15	Jontavious Carter	WR	6-2	203	Soph.-TR	Cordele, Ga./Crisp County HS (Miami)
15	Shelton Willis	QB	6-0	165	Fr.-HS	Daytona Beach, Fla./Mainland HS
16	Donald Smith	DB	6-0	218	Jr.-TR	Tampa, Fla./Spoto HS (Iowa State)
16	Atreyu Farrior	QB	6-1	180	Fr.-HS	Lakeland, Fla./Kathleen HS
17	Jhomo Gordon	WR	6-0	195	Jr.-2L	Palm Bay, Fla./Bayside HS
18	Isaac Virgin	TE	6-4	235	Sr.-TR	Ft. Pierce, Fla./Ft. Pierce Westwood HS (USF)
19	Larry Brihm	QB	6-0	210	Fr.-HS	Delray Beach, Fla./Village Academy
20	Jocelyn Borgella, Jr.	DB	5-8	180	Soph.-1L	Miami, Fla./La Salle HS
21	Tim Burke	DB	5-10	175	Sr.-3L	Ft. Lauderdale, Fla./Plantation HS
22	Joshua Richardson	DB	5-10	185	Jr.-TR	Moss Point, Miss./Moss Point HS (Mississippi)
23	Rahdeese Alcutt	LB	6-2	225	Jr.-TR	Long Beach, Calif./Long Beach Poly (Los Medanos JC)
24	Dre'Sean Nelson	RB	5-8	160	Fr.-HS	Ft. Lauderdale, Fla./Dillard HS
25	Nathaniel Pryor	RB	5-9	180	Fr.-HS	Sebastian, Fla./Sebastian River HS
26	Cary White	RB	5-10	210	Jr.-TR	Tampa, Fla./Sickles HS (Florida Atlantic)
27	Michael D. Jones	WR	6-0	185	Fr.-HS	Pompano Beach, Fla./Blanche Ely HS
28	Drexler Dixon	RB	5-10	180	Soph.-HS	Orlando, Fla./Evans HS
29	Dion Hanks	DB	5-10	190	Jr.-2L	Miami, Fla./Edison HS
30	Jamaruz Thompkins	RB	5-10	185	Fr.-HS	Tampa, Fla./Tampa Bay Tech
31	Terry Harden	DB	6-0	175	Soph.-SQ	West Park, Fla./Hollywood Hills HS
32	D'Vontis Arnold	RB	5-9	185	Soph.-TR	Miramar, Fla./Miramar HS (West Virginia)
33	Ty're Simmons	DB	5-9	148	Soph.-SQ	St. Augustine, Fla./St. Augustine HS
34	Ky're Simmons	DB	5-10	160	Soph.-SQ	St. Augustine, Fla./St. Augustine HS
35	Andre Miller	DB	5-10	178	Jr.	Miami, Fla./Norland HS
36	Marquis Drayton	DB	6-1	200	Jr.-1L	Ft. Lauderdale, Fla./Dillard HS (North Carolina Tech Prep)
38	Malik Green	RB	5-11	194	Soph.-1L	Miami, Fla./Kilian HS
41	Nesley Marcellon	LB	6-1	225	Sr.-3L	Ft. Lauderdale, Fla./Stranahan HS
42	Ralph Williams, Jr.	LB	6-1	240	Jr.-TR	Miami, Fla./Southridge HS (Mississippi)
43	Erik Williams	DE	6-3	250	Sr.-2L	Ft. Lauderdale, Fla./Stranahan HS
44	Branden Bryant	DE	6-1	295	Jr.-2L	Atlanta, Ga./Booker T. Washington HS (UCF)
46	Gerard Fulton	DB	5-8	165	Fr.	Delray Beach, Fla./Atlantic HS
47	Jonathan Cagle	P/K	6-3	175	Soph.-HS	Pensacola, Fla./Pine Forest HS
47	Werley Placide	LB	6-3	215	Fr.-HS	Boca Raton, Fla./Olympic HS
48	Jarontay Jones	DE	6-2	235	Soph.-TR	Lithonia, Ga./Stephenson (Virginia Tech)
49	Dyron Dye	DL	6-5	258	Grad.-TR	Sanford, Fla./Seminole HS (Miami)
50	LeBrandon Richardson	DE	6-2	255	Sr.-1L	Miami, Fla./Miami Central HS (UCF)
51	Arlen McCray-Nibbs	LB	6-0	250	Sr.-2L	Atlanta, Ga./North Cobb Christian HS
53	Rashard Brown	OL	6-3	305	Jr.-1L	Kissimmee, Fla./Georgia Military College
54	Brian Dorsey	OL	6-4	300	Jr.-2L	Jacksonville, Fla./Ribault HS
55	Angel LoCicero	LB	6-1	223	Soph.-HS	Wesley Chapel, Fla./Wesley Chapel HS
56	Rony Barrow	DL	6-2	250	Jr.-TR	Brooklyn, N.Y./New Utrecht HS (Nassau CC)
57	Trevin Huff	OL	6-4	270	Soph.-1L	Tallahassee, Fla./Lincoln HS
58	Andrew Ferris	LS	6-2	240	Sr.-3L	Daytona Beach, Fla./Mainland HS
59	Brandin Hudson	DE	6-1	176	Jr.-1L	Miramar, Fla./Parkway Academy
61	Kerry Carter	OL	6-2	270	Soph.-HS	Dade City, Fla./Pasco HS
62	Andrew Edouard	OL	6-2	295	Jr.-TR	Philadelphia, Pa./Overbrook HS (Lackawanna CC)
65	Anthony Kibler	OL	6-4	338	Jr.-TR	Belle Glade, Fla./Glades Day School (USF)
66	Dazzie Morris	OL	6-2	260	Fr.-HS	Apopka, Fla./Apopka HS
67	William Koen III	OL	6-4	250	Fr.-HS	Lawrenceville, Ga./Mountain View HS
68	Alex Monroe	OL	6-5	305	Sr.-3L	Jacksonville, Fla./First Coast HS
70	Josue Joseph	OL	6-4	289	R-Soph.-1L	Orlando, Fla./Freedom HS (Marshall)
71	Phillip Norman	OL	6-4	280	Fr.-HS	Sebastian, Fla./Sebastian River HS
73	Uriah Horne	OL	6-4	275	Fr.-HS	McDonough, Ga./Eagles Landing HS

2012 BETHUNE-COOKMAN WILDCATS ROSTER

NUMERICAL ROSTER

NO	NAME	POS	HT	WT	CL.-EXP	HOMETOWN / HIGH SCHOOL (PREVIOUS SCHOOL)
74	Michael J. Jones	OL	6-7	300	Soph.	Fayetteville, N.C./Westover HS (Hargrave Military Academy)
77	Dariusz Bladek	OL	6-5	310	Soph.-1L	Kissimmee, Fla./Poinciana HS
79	David Armstrong	OL	6-4	295	Soph.-SQ	Anthony, Fla./North Marion HS
80	Tyree Green	WR	6-1	190	Jr.-2L	St. Petersburg, Fla./Boca Ciega HS
81	Frank Thomas	WR	5-11	167	Soph.-HS	Jacksonville, Fla./Raines HS
82	DeVonte Washington	WR	6-2	178	Fr.-HS	Jacksonville, Fla./Raines HS
83	Jordan Murphy	TE	6-2	245	Sr.-3L	Ayer, Mass./Dracut HS
84	Darian Baker	WR	5-10	174	Fr.-HS	Jacksonville, Fla./Raines HS
85	Chase Terry	TE	6-5	243	Sr.-TR	Sealy, Texas/Sealy HS (Blinn CC)
86	Ja-Quan Lumas	WR	6-4	199	Fr.-HS	Orlando, Fla./Jones HS
87	Jawill Davis	WR	6-0	170	Fr.-HS	Miami, Fla./American HS
88	Patrick Harris	WR	5-11	175	Sr.-3L	Port St. Lucie, Fla./Treasure Coast HS
89	Frank Brown	WR	5-11	176	Fr.-HS	Palm Beach Gardens, Fla./Palm Beach Gardens HS
90	Samuel Kelly	DL	6-2	230	Fr.-HS	Delray Beach, Fla./Atlantic HS
91	Tevin Toney	DL	6-2	265	Sr.-3L	Sebring, Fla./Sebring HS
92	Brian Bruton	DL	6-1	295	Soph.-1L	Orlando, Fla./West Orange HS
93	Rakeem Knight	DL	6-2	310	Jr.-1L	Birmingham, Ala./Restoration Academy
94	Jamal Cooper	DL	6-4	280	Jr.-TR	Memphis, Tenn./Kirby HS (Coahoma CC)
95	DiShawn Ray	DL	6-4	305	Fr.-HS	Jesup, Ga./Wayne County HS
96	Spencer Harris	DL	6-2	261	Sr.-TR	Minneapolis, Minn./De La Salle HS (Minnesota State)
97	Mark Brown	DL	6-0	290	Jr.-TR	W. Palm Beach, Fla./Palm Beach Gardens HS (New Mexico State)
98	Junior Estelus	DL	6-1	286	Jr.-TR	West Palm Beach, Fla./Lake Worth HS (Western Michigan)
99	Dwayne Montgemery	DL	6-5	253	Jr.-TR	Ft. Lauderdale, Fla./Dillard HS (Western Kentucky)

ALPHABETICAL ROSTER

NO	NAME	POS
47	Werley Placide	LB
3	Eddie Poole	WR
25	Nathaniel Pryor	RB
95	DiShawn Ray	DL
22	Joshua Richardson	DB
50	LeBrandon Richardson	DE
34	Ky're Simmons	DB
33	Ty're Simmons	DB
16	Donald Smith	DB
85	Chase Terry	TE
81	Frank Thomas	WR
30	Jamaruz Thompkins	RB
91	Tevin Toney	DL
18	Isaac Virgin	TE
82	DeVonte Washington	WR
11	Brodrick Waters	QB
26	Cary White	RB
43	Erik Williams	DE
14	Quentin Williams	QB
42	Ralph Williams, Jr.	LB
15	Shelton Willis	QB
5	Jackie Wilson	QB
10	Jameson Wright	DB

COACHING STAFF

Head Coach: Brian Jenkins (Cincinnati, 1993), fourth season

Assistant Head Coach/Special Teams Coord./Safeties: Terry Sims (Knoxville, 1994), fourth season

Associate Head Coach/Def. Coord./LBs: Charles "Yogi" Jones (Pittsburgh, 1983), fourth season

Offensive Coordinator/Quarterbacks: Jim Pry (Marshall, 1974), second season

Cornerbacks: Terry Williams (Bethune-Cookman, 1988), 15th season

Defensive Line/Recruiting Coord. (JuCo): Earl Lane (Northwood, 1980), third season

Offensive Line: John Powers (Villanova, 1990), fourth season

Tight Ends/Recruiting Coord. (HS): Lawal McCray (Bethune-Cookman, 1991), fourth season

Wide Receivers/Camp Coord.: D.J. McCarthy (Washington, 1994), second season

Running Backs: Autry L. Denson, Jr. (Notre Dame, 1999), third season

Asst. Defensive Coach/Quality Control: Keith Little (Pittsburgh, 1994), fourth season

Graduate Assistant (Offense): Ryan Kobbe (Marshall, 2002), first season

Graduate Assistant (Defense): Sharrick Moore (Louisiana-Lafayette, 2010), second season

SUPPORT STAFF

Chief of Staff: Jeff Fagan

Head Strength Coach: Medgar Harrison

Asst. Strength Coach: TBA

Massage & Recovery: John Schmitz

Media & Video Coordinator: Darian McCaskill

Equipment Coordinator: Michael Humphrey

Administrative Asst. to the Head Coach: Jocelyn Riley

Operations Staff: Rose Amazan, Joe Black, Dominique Rodman, Briana Jenkins

WILDCATS PLAYER SPOTLIGHTS



7 • NICK ADDISON • JR • DB

YEAR	GP-GS	TACK	PBU	INT
2013	8-8	37	0	3
Career	25-20	112	11	7



3 • TIM BURKE • SR • CB

YEAR	GP-GS	TACK	PBU	INT
2013	8-8	17	8	2
Career	37-21	77	18	4



1 • JARKEVIS FIELDS • SR • LB

YEAR	GP-GS	TACK	TFL	INT
2013	8-7	61	4.5	2
Career	42-30	273	17	3



2 • ISIDORE JACKSON • SR • RB

YEAR	GP-GS	RUSH	REC	TD
2013	6-3	320	103	5
Career	40-21	2,769	498	36



4 • ANTHONY JORDAN • SR • RB

YEAR	GP-GS	RUSH	YDS	TD
2013	6-5	76	392	5
Career	19-5	129	610	14



3 • EDDIE POOLE • SR • WR

YEAR	GP-GS	REC	YARDS	TD
2013	8-7	22	435	1
Career	43-37	128	1,845	18



50 • LeBRANDON RICHARDSON • JR • DE

YEAR	GP-GS	TACK	TFL	SACK
2013	8-8	30	7.5	3
Career	20-19	83	20.5	11.5



26 • CARY WHITE • JR • RB

YEAR	GP-GS	RUSH	YDS	TD
2013	8-2	58	353	7
Career	8-2	58	353	7



14 • QUENTIN WILLIAMS • JR • QB

YEAR	GP-GS	YDS	TD-INT	PCT
2013	7-4	734	4-4	68.6
Career	17-11	1,907	15-6	62.7